BROOKS PARADE

DRAWING No.	DRAWING NAME	REVISION	DATE
DA00	COVER SHEET	H	30 SEP 2020
DA01	BASEMENT B2 FLOOR PLAN	H	30 SEP 2020
DA02	BASEMENT B1 FLOOR PLAN	H	30 SEP 2020
DA03	GROUND FLOOR PLAN	H	30 SEP 2020
DA04	FIRST FLOOR PLAN	H	30 SEP 2020
DA05	SECOND FLOOR PLAN	H	30 SEP 2020
DA06	THIRD FLOOR PLAN	H	30 SEP 2020
DA07	FOURTH FLOOR PLAN	H	30 SEP 2020
DA08	FIFTH FLOOR PLAN	H	30 SEP 2020
DA09	SIXTH FLOOR PLAN	H	30 SEP 2020
DA10	SEVENTH FLOOR PLAN	H	30 SEP 2020
DA11	ROOF PLAN	H	30 SEP 2020
DA12	ELEVATIONS	H	30 SEP 2020
DA13	ELEVATIONS	H	30 SEP 2020
DA14	INTERNAL ELEVATIONS	H	30 SEP 2020
DA15	INTERNAL ELEVATIONS	H	30 SEP 2020
DA16	SECTIONS	H	30 SEP 2020
DA17	SECTIONS	H	30 SEP 2020
DA18	PERIMETER SECTIONS	H	30 SEP 2020
DA19	PERIMETER SECTIONS	H	30 SEP 2020
DA20	PERIMETER SECTIONS	H	30 SEP 2020
DA21	PERIMETER SECTIONS	H	30 SEP 2020
DA22	SHADOW DIAGRAMS MID WINTER	H	30 SEP 2020
DA23	SHADOW DIAGRAMS MID WINTER	H	30 SEP 2020
DA24	OVERSHADOWING OF ADJOINING BUILDINGS	H	30 SEP 2020
DA25	PROJECTIONS OVER 22M ABOVE NATURAL GROUND	H	30 SEP 2020
DA26	CONCEPTS VIEWS FROM LAKE MACQUARIE	H	30 SEP 2020
DA27	COLOUR PERSPECTIVES	H	30 SEP 2020
DA28	COLOUR PERSPECTIVES	H	30 SEP 2020
DA29	COLOUR PERSPECTIVES	H	30 SEP 2020
DA31	SOLAR ACCESS BUILDING A	H	30 SEP 2020
DA32	SOLAR ACCESS BUILDING A	H	30 SEP 2020
DA33	SOLAR ACCESS BUILDING B	H	30 SEP 2020
DA34	SOLAR ACCESS BUILDING B	H	30 SEP 2020
DA35	SOLAR ACCESS BUILDING C	H	30 SEP 2020
DA36	SOLAR ACCESS BUILDING C	H	30 SEP 2020
DA37	SOLAR ACCESS BUILDING D	H	30 SEP 2020
DA38	SOLAR ACCESS BUILDING D	H	30 SEP 2020
DA40	PHOTO MONTAGES	H	30 SEP 2020
DA41	PHOTO MONTAGES	H	30 SEP 2020
DA42	SHADOW DIAGRAMS MID WINTER WITH 6-STOREY BUILDING COMPARISON	H	30 SEP 2020
DA43	SHADOW DIAGRAMS MID WINTER WITH 6-STOREY BUILDING COMPARISON	H	30 SEP 2020
DA45	CROSS-VENTILATION, ACCESS, AND SEPARATION SCHEMATICS	H	30 SEP 2020
DA46	WASTE REMOVAL CIRCULATION	H	30 SEP 2020
DA50	SITE ANALYSIS PLAN	H	30 SEP 2020
DA51	STATISTICS	H	30 SEP 2020
DA52	EXTERNAL FINISHES SCHEDULE	H	30 SEP 2020
DA55	ACCESSIBLE UNITS CONVERSION BUILDINGS A & B	H	30 SEP 2020
DA56	ACCESSIBLE UNITS CONVERSION BUILDING C & D	H	30 SEP 2020
DA201	GROUND AND FIRST FLOOR PLANS BUILDING A	H	30 SEP 2020
DA202	SECOND AND THIRD FLOOR PLANS BUILDING A	H	30 SEP 2020
DA203	FOURTH AND FIFTH FLOOR PLANS BUILDING A	H	30 SEP 2020
DA204	SIXTH AND SEVENTH FLOOR PLANS BUILDING A	H	30 SEP 2020
DA206	GROUND AND FIRST FLOOR PLANS BUILDING B	H	30 SEP 2020
DA207	SECOND AND THIRD FLOOR PLANS BUILDING B	H	30 SEP 2020
DA208	FOURTH AND FIFTH FLOOR PLANS BUILDING B	H	30 SEP 2020
DA211	GROUND AND FIRST FLOOR PLANS BUILDING C	H	30 SEP 2020
DA212	SECOND AND THIRD FLOOR PLANS BUILDING C	H	30 SEP 2020
DA213	FOURTH AND FIFTH FLOOR PLANS BUILDING C	H	30 SEP 2020
DA216	GROUND AND FIRST FLOOR PLANS BUILDING D	H	30 SEP 2020
DA217	SECOND AND THIRD FLOOR PLANS BUILDING D	H	30 SEP 2020
DA218	FOURTH AND FIFTH FLOOR PLANS BUILDING D	H	30 SEP 2020

The builder shall check and verify all dimensions and verify all errors and omissions to the Architect. Do not scale the drawings. Drawings shall not be used for construction purposes until issued by the Architect for construction.

coeve design PTY LTD ACN 601 501 487

34A Hamilton Street, Mont Albert Vic 3127
Phone: (03) 9899 6471
Fax: (03) 9899 6515
Email: coeve1@coevedesign.com.au
Web: www.coevedesign.com.au

Project:
32 BROOKS PARADE

Drawing Title:
COVER SHEET

Client: ---

Scale: 1:1 @ A1

Issued:

Drawn By:

Revision: 30 SEP 2020

Project No:

Drawing No.:
DA00-H

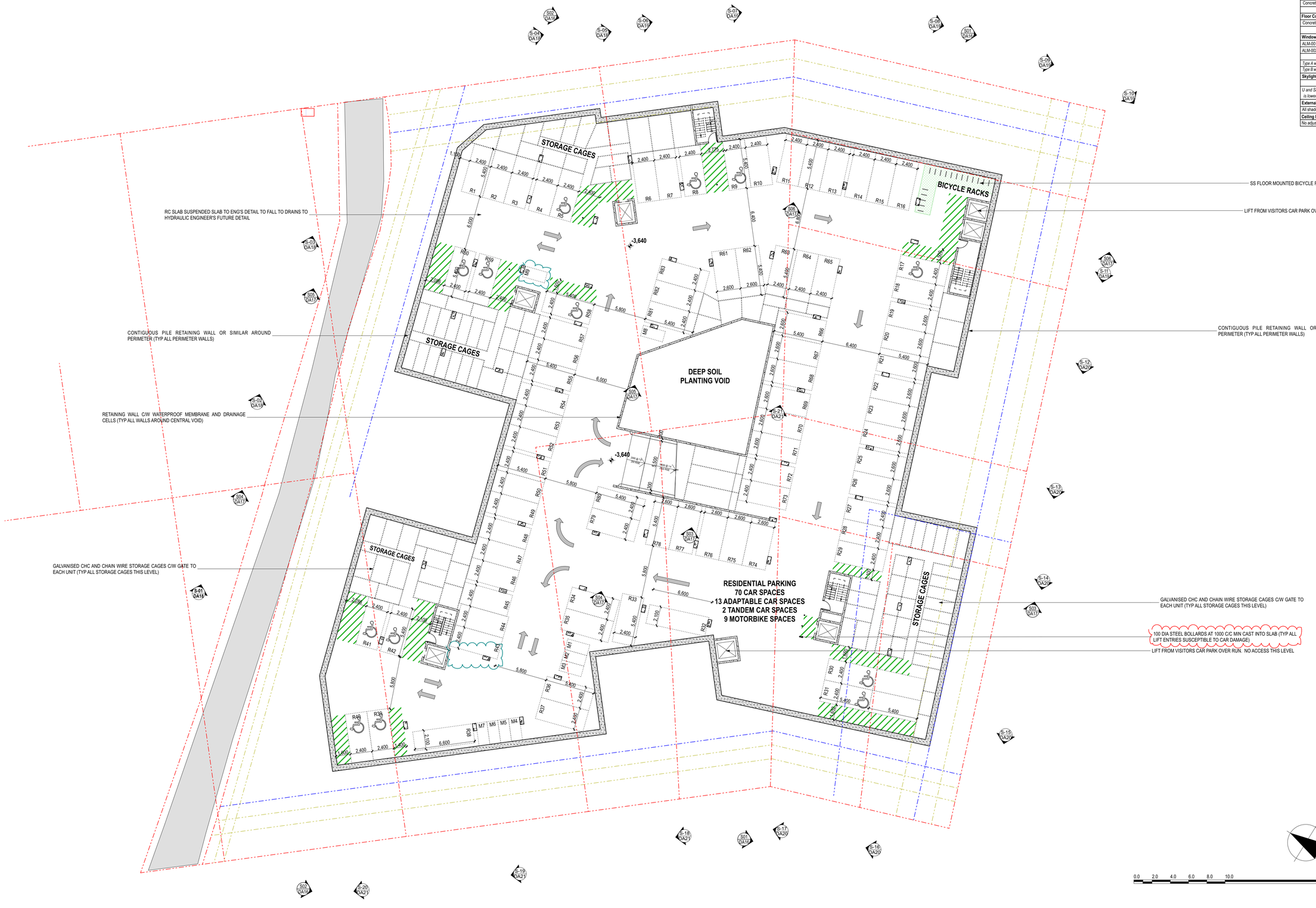

0.0 2.0 4.0 6.0 8.0 10.0 20.0 m

6.7 Average star rating
NATIONWIDE HOUSE ENERGY RATING SCHEME
www.nathers.gov.au

0005291680 13 Oct 2020

Assessor	Gavin Chambers
Accreditation No.	DMN/13/1491
Address	36 Brooks Parade , Belmont , NSW , 2280

hstar.com.au

October 2020	BSA Reference: 9447
Building Sustainability Assessments	Ph: (02) 4962 3439
enquiries@buildingsustainability.net.au	www. buildingsustainability.net.au

Important Note

The following specification was used to achieve the thermal performance values indicated on the Assessor Certificate and takes precedence over any other specification.
If different construction elements are applied then the Assessor Certificate is no longer valid.

Thermal Performance Specifications (does not apply to garage)

External Wall Construction	*Added Insulation*
150 Concrete + Plasterboard	R2.0
Internal Wall Construction	*Added Insulation*
Plasterboard on studs	None
150 Concrete + Plasterboard (walls to lobbies, stairwells, liftwells, adjacent unit)	R2.0
Ceiling Construction	*Added Insulation*
Plasterboard	R3.5 to ceilings adjacent to roof and decks above

Roof Construction	*Colour*	*Added Insulation*
Concrete	Any	None
Floor Construction	*Covering*	*Added Insulation*
Concrete	As drawn	None

Windows	*Glass and frame type*	*U Value*	*SHGC Range*	*Area sq m*
ALM-001-01 A	Aluminium Type A Single clear	6.70	0.51 - 0.63	As drawn
ALM-002-01 A	Aluminium Type B Single clear	6.70	0.63 - 0.77	As drawn

Type A windows are awning windows, bifolds, casements, tilt 'n turn' windows, entry doors, french doors
Type B windows are double hung windows, sliding windows & doors, fixed windows, stacker doors, louvres

Skylights	*Glass and frame type*	*U Value*	*SHGC*	*Area sq m*

U and SHGC values are according to AFRC. Alternate products may be used if the U value is lower and the SHGC is within the range specified

External Window Shading *(eaves, verandahs, pergolas, awnings etc)*
All shade elements modelled as drawn
Ceiling Penetrations *(downlights, exhaust fans, flues etc)*
No adjustment has been made for losses to insulation arising from ceiling penetrations.

The builder shall check and verify all dimensions and verify all errors and omissions to the Architect. Do not scale the drawings. Drawings shall not be used for construction purposes until issued by the Architect for construction.

coeve design
34A Hamilton Street, Mont Albert Vic 3127
Phone: (03) 9899 6471
Fax: (03) 9899 6515
Email: coeve1@coevedesign.com.au
Web: www.coevedesign.com.au

Project:
32 BROOKS PARADE

Drawing Title:
BASEMENT B2 FLOOR PLAN

Client: ---
Scale: 1:200, 1:1 @ A1
Issued:
Drawn By:
Revision: 30 SEP 2020
Project No:

Drawing No.:
DA01-H

RAMP TO BASEMENT C/W RETRACTABLE STORM WATER BARRIER TO ENG'S DETAIL AND GRATED DRAIN AT BASE

REMOTE CONTROLLED MOTORISED SECTIONAL OVERHEAD DOOR 2300 (H) X 6100 (W)

RC SLAB SUSPENDED SLAB TO ENG'S DETAIL TO FALL TO DRAINS TO HYDRAULIC ENGINEER'S FUTURE DETAIL

REMOTE CONTROLLED MOTORISED SECTIONAL OVERHEAD DOOR 2300 (H) X 4500 (W) - EXIT ONLY

CAR WASH BAY TO SERVICE ALL RESIDENTIAL UNITS

SS VERTICAL BICYCLE RACKS "NED KELLY" OR EQUIVALENT (TYP)

CONTIGUOUS PILE RETAINING WALL OR SIMILAR AROUND PERIMETER (TYP ALL PERIMETER WALLS)

RETAINING WALL C/W WATERPROOF MEMBRANE AND DRAINAGE CELLS (TYP ALL WALLS AROUND CENTRAL VOID)

GALVANISED CHC AND CHAIN WIRE STORAGE CAGES C/W GATE TO EACH UNIT (TYP ALL STRAGE CAGES THIS LEVEL)

SS FLOOR MOUNTED BICYCLE RACKS (TYP)

LIFT FROM VISITORS CAR PARK IN BASEMENT TO GROUND FLOOR

CONTIGUOUS PILE RETAINING WALL OR SIMILAR AROUND PERIMETER (TYP ALL PERIMETER WALLS)

REMOTE CONTROLLED MOTORISED SECTIONAL OVERHEAD DOOR 2300 (H) X 6000 (W) - ENTRY & EXIT TO BASEMENT SECURE CAR PARK

REMOTE CONTROLLED MOTORISED SECTIONAL OVERHEAD DOOR 2300 (H) X 4000 (W) - ENTRY ONLY

2400 X 2400 ELEVATING PLATFORM C/W SAFETY RAILS SERVICING BASEMENT, STREET LEVEL AND GROUND FLOOR

8,800 DIA ELECTRIC TRUCK TURN TABLE

RUBBISH CHUTE OFF SET TO BIN IN DUCT (TYP)

100 DIA STEEL BOLLARDS AT 1000 C/C MIN CAST INTO SLAB (TYP ALL LIFT ENTRIES SUSCEPTIBLE TO CAR DAMAGE)

LIFT FROM VISITORS CAR PARK IN BASEMENT TO GROUND FLOOR

STORAGE LOCKERS

VOID UNDER ENTRY

BICYCLE RACKS

CAR WASH BAY

GARBAGE ROOM

DEEP SOIL PLANTING VOID

TURNING BAY

RESIDENTIAL PARKING
29 CAR SPACES
6 ADAPTABLE CAR SPACES
1 CAR WASH BAY
8 MOTORBIKE SPACES

VISITORS PARKING
34 CAR SPACES
2 DISABLED CAR SPACES
8 MOTORBIKE SPACES

VOID UNDER TURNING PLATFORM

RESIDENTIAL GARBAGE ROOM

COMMERCIAL GARBAGE ROOM

BULKY ITEMS GARBAGE ROOM

0.0 2.0 4.0 6.0 8.0 10.0 20.0 m

The builder shall check and verify all dimensions and verify all errors and omissions to the Architect. Do not scale the drawings. Drawings shall not be used for construction purposes until issued by the Architect for construction.

coeve design
34A Hamilton Street, Mont Albert Vic 3127
Phone: (03) 9899 6471
Fax: (03) 9899 6515
Email: coeve1@coevedesign.com.au
Web: www.coevedesign.com.au

Project:
32 BROOKS PARADE

Drawing Title:
BASEMENT B1 FLOOR PLAN

Client: ---

Scale: 1:200 @ A1

Issued:

Drawn By:

Revision: 30 SEP 2020

Project No:

Drawing No.:
DA02-H

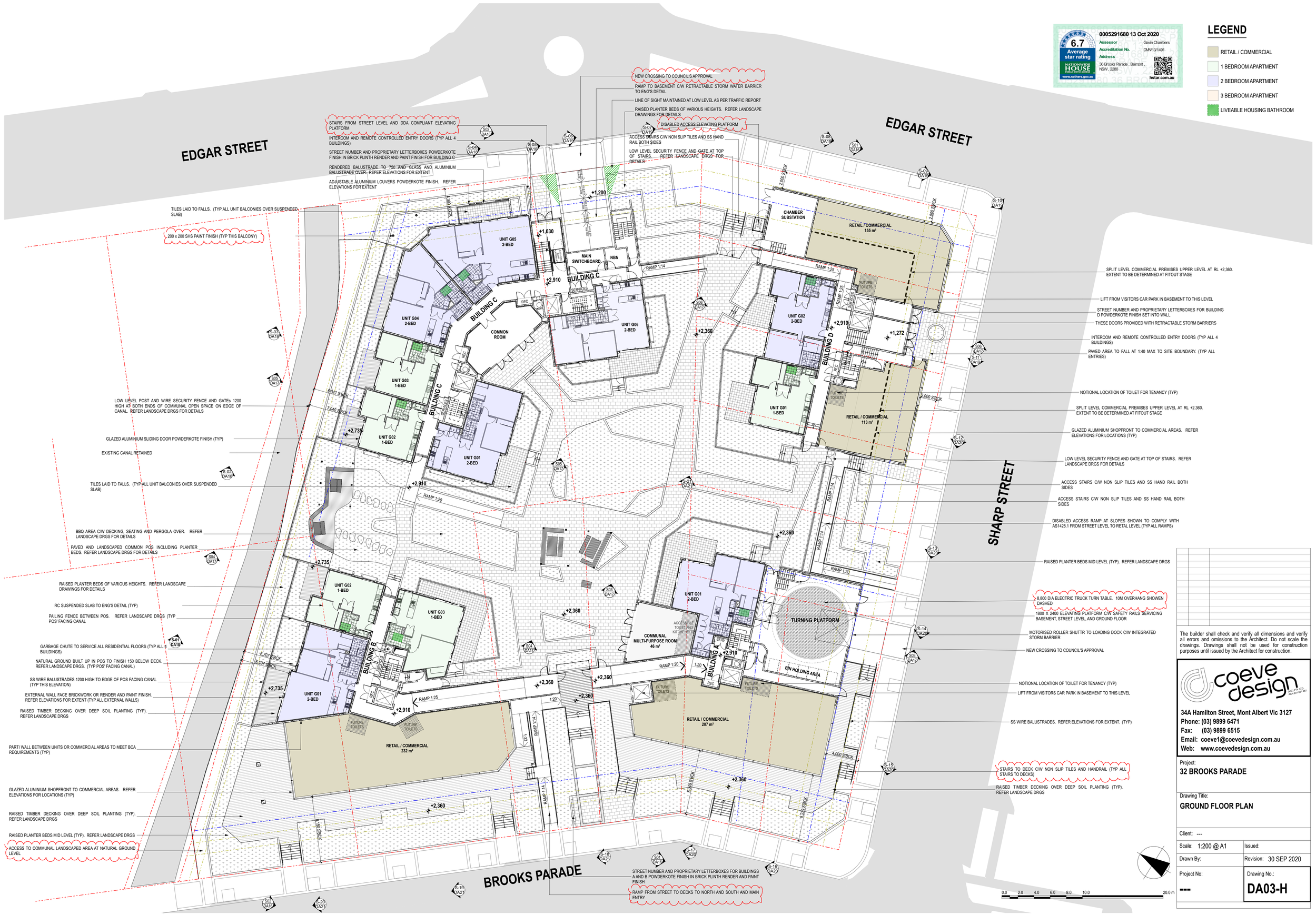

6.7 Average star rating
NATIONWIDE HOUSE ENERGY RATING SCHEME www.nathers.gov.au
0005291680 13 Oct 2020
Assessor Gavin Chambers
Accreditation No. DMN13/1491
Address 36 Brooks Parade , Belmont , NSW , 2280
hstar.com.au

LEGEND

- RETAIL / COMMERCIAL
- 1 BEDROOM APARTMENT
- 2 BEDROOM APARTMENT
- 3 BEDROOM APARTMENT
- LIVEABLE HOUSING BATHROOM

0.0 2.0 4.0 6.0 8.0 10.0 20.0 m

The builder shall check and verify all dimensions and verify all errors and omissions to the Architect. Do not scale the drawings. Drawings shall not be used for construction purposes until issued by the Architect for construction.

coeve design
34A Hamilton Street, Mont Albert Vic 3127
Phone: (03) 9899 6471
Fax: (03) 9899 6515
Email: coeve1@coevedesign.com.au
Web: www.coevedesign.com.au

Project:
32 BROOKS PARADE

Drawing Title:
GROUND FLOOR PLAN

Client: ---

Scale: 1:200 @ A1 | Issued:

Drawn By: | Revision: 30 SEP 2020

Project No: **---** | Drawing No.: **DA03-H**

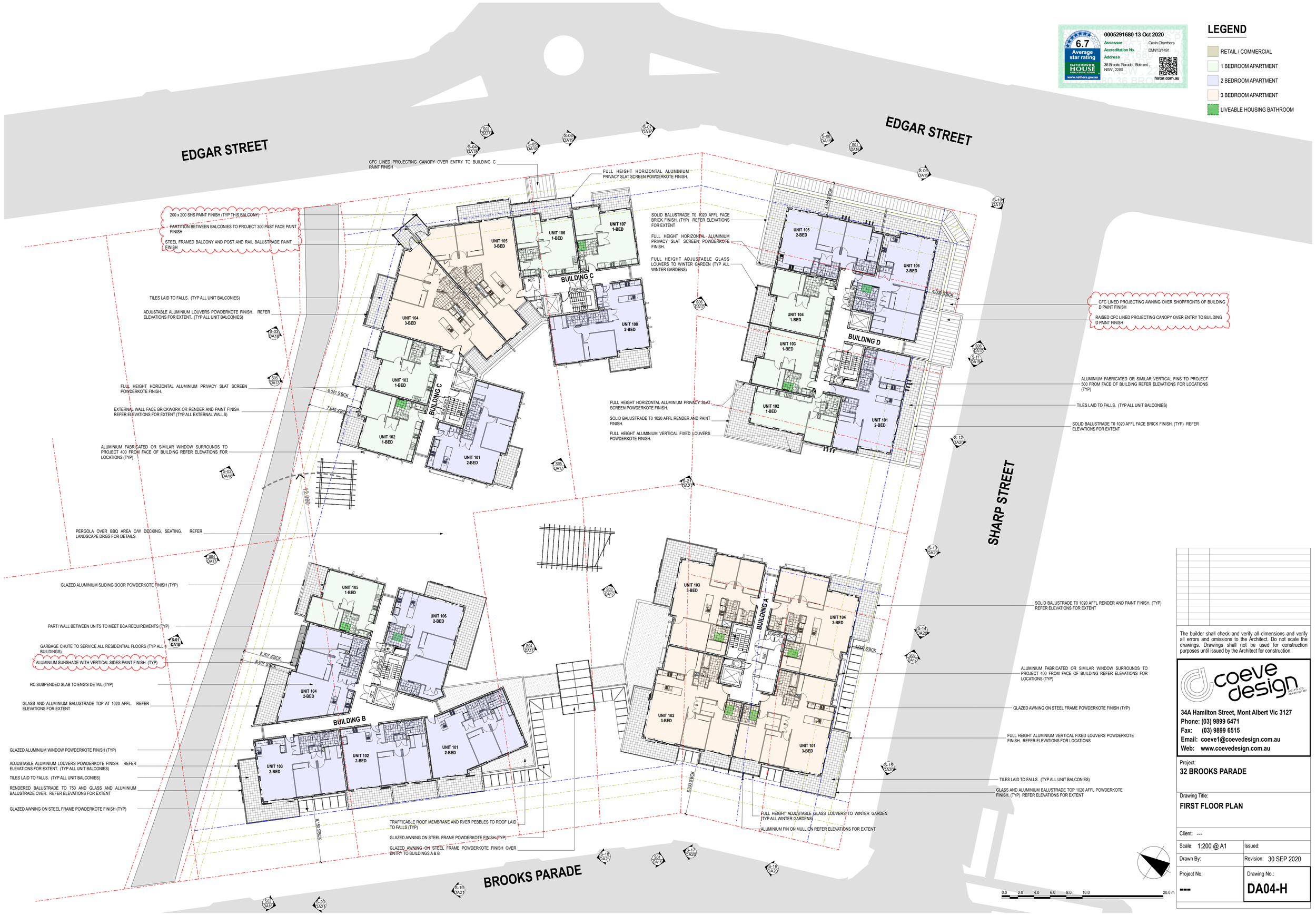

0005291680 13 Oct 2020
Assessor Gavin Chambers
Accreditation No. DMN13/1491
Address 36 Brooks Parade , Belmont , NSW , 2280
6.7 Average star rating
NATIONWIDE HOUSE ENERGY RATING SCHEME
www.nathers.gov.au
hstar.com.au

LEGEND

- RETAIL / COMMERCIAL
- 1 BEDROOM APARTMENT
- 2 BEDROOM APARTMENT
- 3 BEDROOM APARTMENT
- LIVEABLE HOUSING BATHROOM

The builder shall check and verify all dimensions and verify all errors and omissions to the Architect. Do not scale the drawings. Drawings shall not be used for construction purposes until issued by the Architect for construction.

coeve design
34A Hamilton Street, Mont Albert Vic 3127
Phone: (03) 9899 6471
Fax: (03) 9899 6515
Email: coeve1@coevedesign.com.au
Web: www.coevedesign.com.au

Project:
32 BROOKS PARADE

Drawing Title:
FIRST FLOOR PLAN

Client: ---

Scale: 1:200 @ A1
Issued:
Drawn By:
Revision: 30 SEP 2020
Project No: ---
Drawing No.: **DA04-H**

0005291680 13 Oct 2020
Assessor Gavin Chambers
Accreditation No. DMN13/1491
Address 36 Brooks Parade , Belmont , NSW , 2280
6.7 Average star rating
NATIONWIDE HOUSE ENERGY RATING SCHEME
www.nathers.gov.au
hstar.com.au

LEGEND

- RETAIL / COMMERCIAL
- 1 BEDROOM APARTMENT
- 2 BEDROOM APARTMENT
- 3 BEDROOM APARTMENT
- LIVEABLE HOUSING BATHROOM

The builder shall check and verify all dimensions and verify all errors and omissions to the Architect. Do not scale the drawings. Drawings shall not be used for construction purposes until issued by the Architect for construction.

coeve design
COEVE PTY. LTD. ACN 601 501 487
34A Hamilton Street, Mont Albert Vic 3127
Phone: (03) 9899 6471
Fax: (03) 9899 6515
Email: coeve1@coevedesign.com.au
Web: www.coevedesign.com.au

Project:
32 BROOKS PARADE

Drawing Title:
SECOND FLOOR PLAN

Client: ---

Scale: 1:200 @ A1
Issued:
Drawn By:
Revision: 30 SEP 2020
Project No: ---
Drawing No.: **DA05-H**

6.7 Average star rating — NATIONWIDE HOUSE ENERGY RATING SCHEME — www.nathers.gov.au

0005291680 13 Oct 2020
Assessor: Gavin Chambers
Accreditation No.: DMN13/1491
Address: 36 Brooks Parade , Belmont , NSW , 2280
hstar.com.au

LEGEND

- RETAIL / COMMERCIAL
- 1 BEDROOM APARTMENT
- 2 BEDROOM APARTMENT
- 3 BEDROOM APARTMENT
- LIVEABLE HOUSING BATHROOM

The builder shall check and verify all dimensions and verify all errors and omissions to the Architect. Do not scale the drawings. Drawings shall not be used for construction purposes until issued by the Architect for construction.

coeve design — COEVE PTY LTD. ACN 601 551 487
34A Hamilton Street, Mont Albert Vic 3127
Phone: (03) 9899 6471
Fax: (03) 9899 6515
Email: coeve1@coevedesign.com.au
Web: www.coevedesign.com.au

Project: **32 BROOKS PARADE**

Drawing Title: **THIRD FLOOR PLAN**

Client: ---

Scale: 1:200 @ A1

Issued:

Drawn By:

Revision: 30 SEP 2020

Project No: ---

Drawing No.: **DA06-H**

6.7 Average star rating
NATIONWIDE HOUSE ENERGY RATING SCHEME
www.nathers.gov.au

0005291680 13 Oct 2020
Assessor: Gavin Chambers
Accreditation No.: DMN13/1491
Address: 36 Brooks Parade , Belmont , NSW , 2280
hstar.com.au

LEGEND

- RETAIL / COMMERCIAL
- 1 BEDROOM APARTMENT
- 2 BEDROOM APARTMENT
- 3 BEDROOM APARTMENT
- LIVEABLE HOUSING BATHROOM

The builder shall check and verify all dimensions and verify all errors and omissions to the Architect. Do not scale the drawings. Drawings shall not be used for construction purposes until issued by the Architect for construction.

coeve design
COEVE DESIGN PTY. LTD. ACN 601 001 497
34A Hamilton Street, Mont Albert Vic 3127
Phone: (03) 9899 6471
Fax: (03) 9899 6515
Email: coeve1@coevedesign.com.au
Web: www.coevedesign.com.au

Project:
32 BROOKS PARADE

Drawing Title:
FOURTH FLOOR PLAN

Client: ---

Scale: 1:200 @ A1

Issued:

Drawn By:

Revision: 30 SEP 2020

Project No:

Drawing No.:
DA07-H

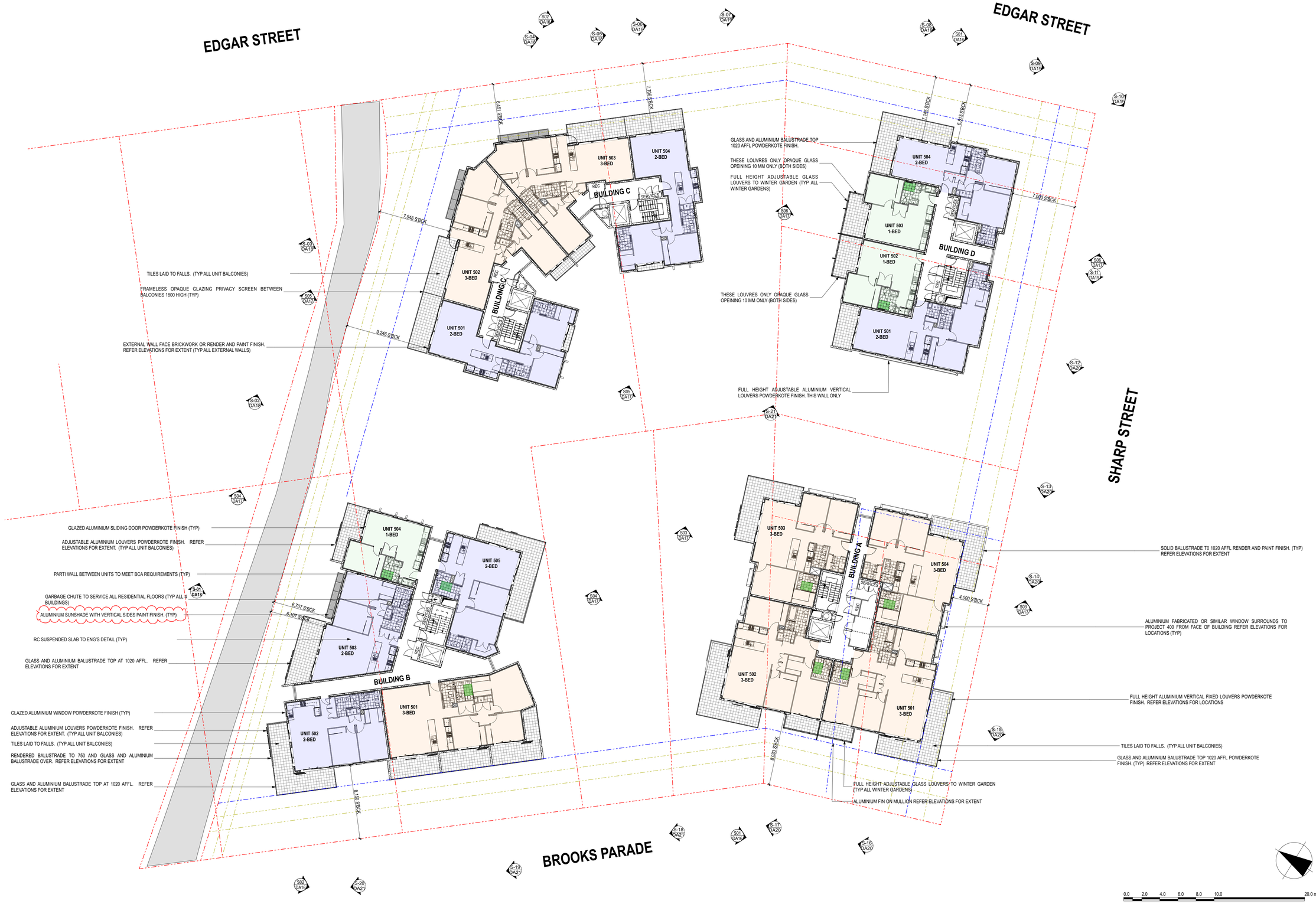

6.7 Average star rating
NATIONWIDE HOUSE ENERGY RATING SCHEME www.nathers.gov.au

0005291680 13 Oct 2020
Assessor: Gavin Chambers
Accreditation No.: DMN13/1491
Address: 36 Brooks Parade , Belmont , NSW , 2280
hstar.com.au

LEGEND

- RETAIL / COMMERCIAL
- 1 BEDROOM APARTMENT
- 2 BEDROOM APARTMENT
- 3 BEDROOM APARTMENT
- LIVEABLE HOUSING BATHROOM

The builder shall check and verify all dimensions and verify all errors and omissions to the Architect. Do not scale the drawings. Drawings shall not be used for construction purposes until issued by the Architect for construction.

coeve design
34A Hamilton Street, Mont Albert Vic 3127
Phone: (03) 9899 6471
Fax: (03) 9899 6515
Email: coeve1@coevedesign.com.au
Web: www.coevedesign.com.au

Project:
32 BROOKS PARADE

Drawing Title:
FIFTH FLOOR PLAN

Client: ---

Scale: 1:200 @ A1 | Issued:

Drawn By: | Revision: 30 SEP 2020

Project No: **---**

Drawing No.: **DA08-H**

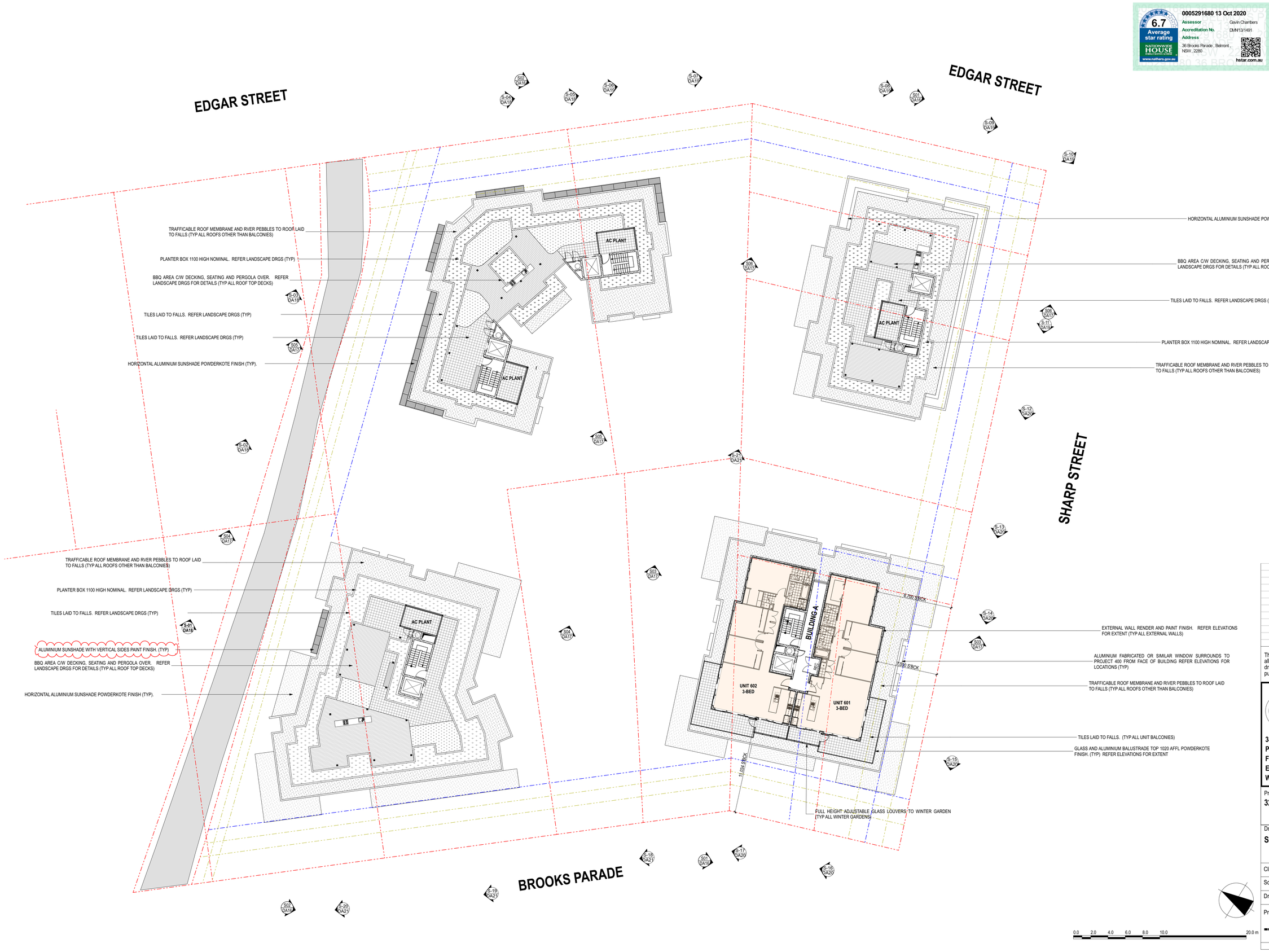

The builder shall check and verify all dimensions and verify all errors and omissions to the Architect. Do not scale the drawings. Drawings shall not be used for construction purposes until issued by the Architect for construction.

coeve design
CAD PTY. LTD. ACN 001 601 467
34A Hamilton Street, Mont Albert Vic 3127
Phone: (03) 9899 6471
Fax: (03) 9899 6515
Email: coeve1@coevedesign.com.au
Web: www.coevedesign.com.au

Project:
32 BROOKS PARADE

Drawing Title:
SIXTH FLOOR PLAN

Client: ---

Scale: 1:200 @ A1

Issued:

Drawn By:

Revision: 30 SEP 2020

Project No: ---

Drawing No.: **DA09-H**

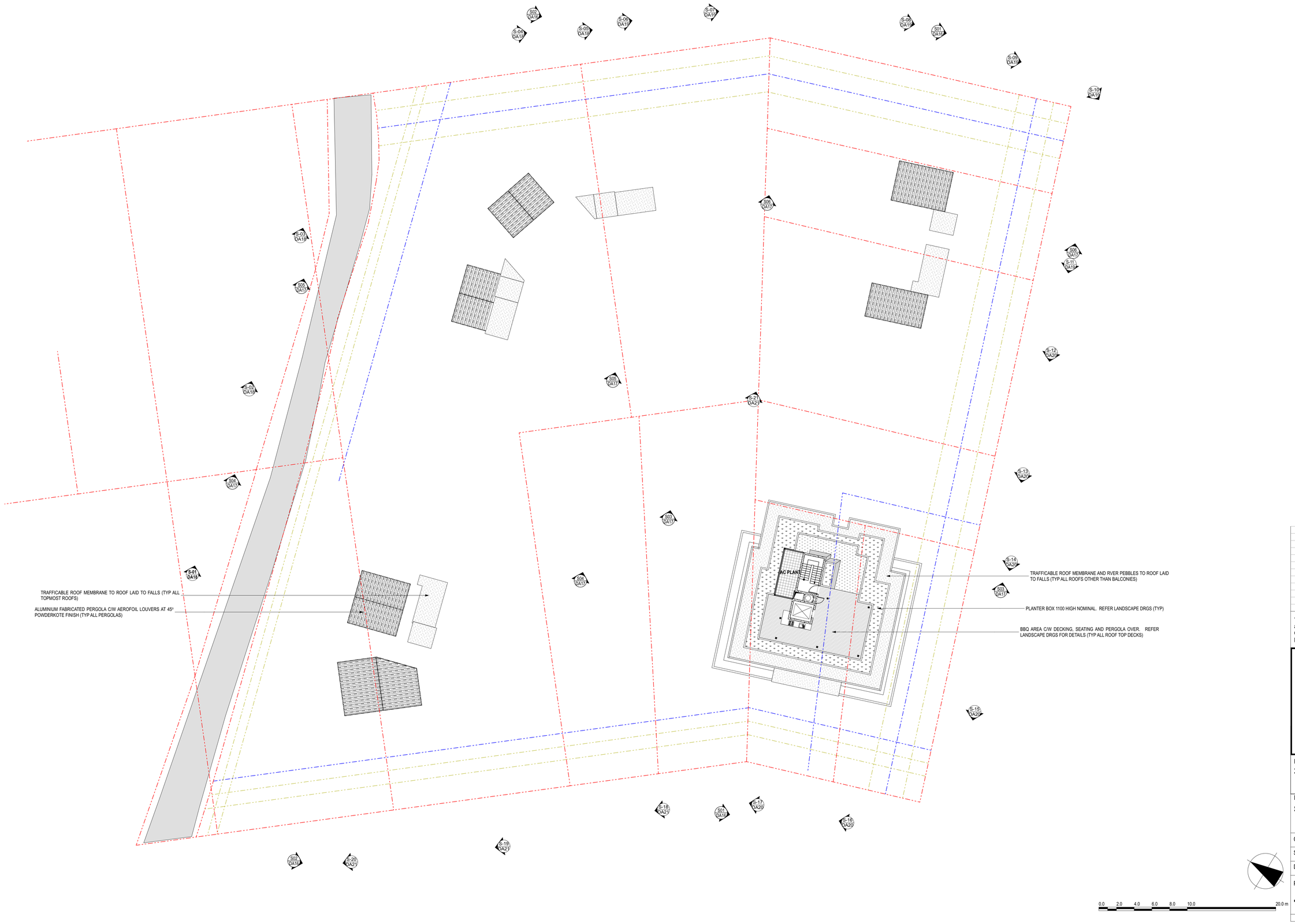

LEGEND

- RETAIL / COMMERCIAL
- 1 BEDROOM APARTMENT
- 2 BEDROOM APARTMENT
- 3 BEDROOM APARTMENT
- LIVEABLE HOUSING BATHROOM

The builder shall check and verify all dimensions and verify all errors and omissions to the Architect. Do not scale the drawings. Drawings shall not be used for construction purposes until issued by the Architect for construction.

coeve design
DRCI PTY. LTD. ACN 601 601 467

34A Hamilton Street, Mont Albert Vic 3127
Phone: (03) 9899 6471
Fax: (03) 9899 6515
Email: coeve1@coevedesign.com.au
Web: www.coevedesign.com.au

Project:
32 BROOKS PARADE

Drawing Title:
SEVENTH FLOOR PLAN

Client: ---

Scale: 1:200 @ A1	Issued:
Drawn By:	Revision: 30 SEP 2020
Project No: ---	Drawing No.: DA10-H

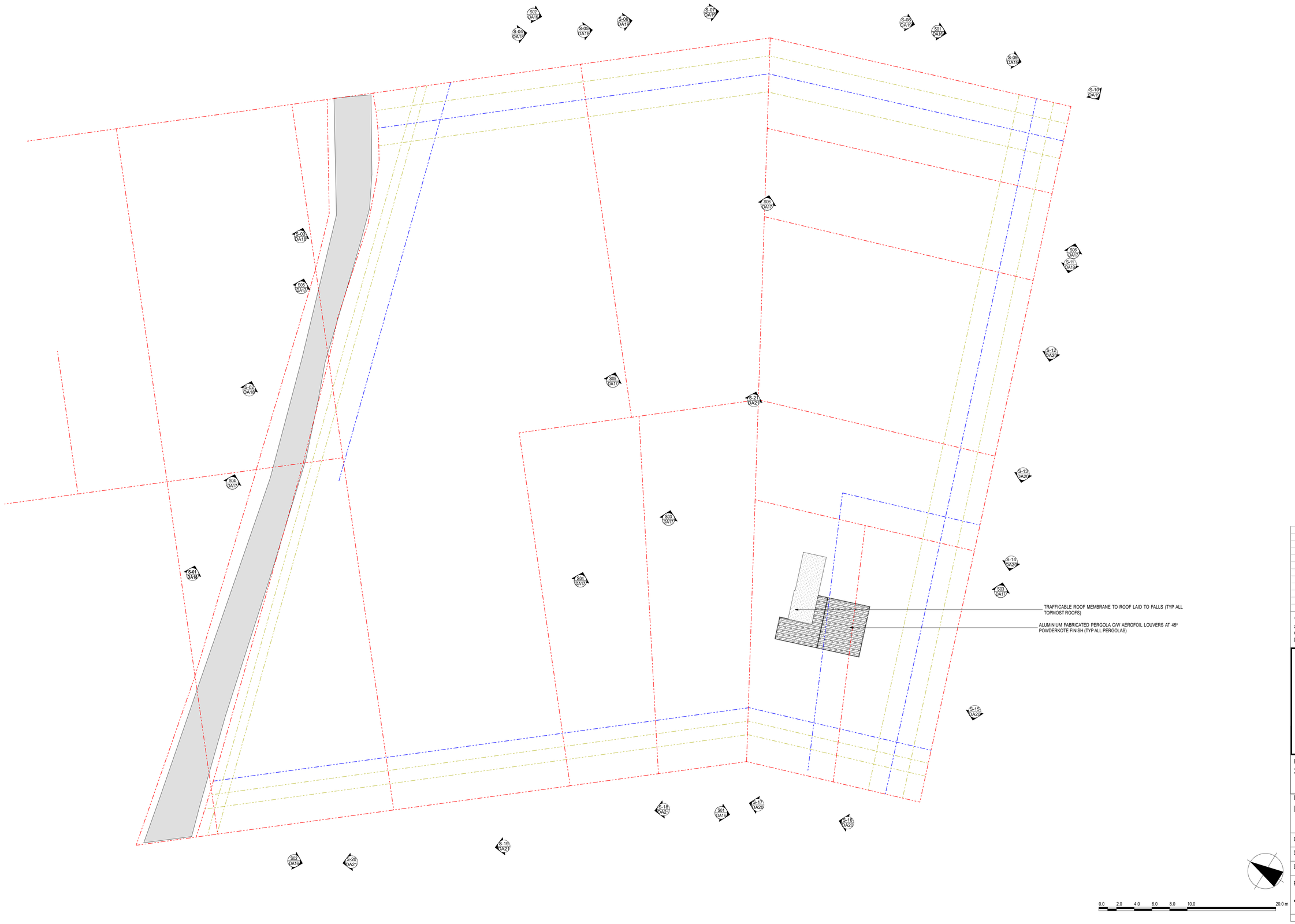

The builder shall check and verify all dimensions and verify all errors and omissions to the Architect. Do not scale the drawings. Drawings shall not be used for construction purposes until issued by the Architect for construction.

coeve design
DESIGN PTY. LTD.
ACN 601 601 467

34A Hamilton Street, Mont Albert Vic 3127
Phone: (03) 9899 6471
Fax: (03) 9899 6515
Email: coeve1@coevedesign.com.au
Web: www.coevedesign.com.au

Project:
32 BROOKS PARADE

Drawing Title:
ROOF PLAN

Client: ---

Scale: 1:200 @ A1

Issued:

Drawn By:

Revision: 30 SEP 2020

Project No:

Drawing No.:
DA11-H

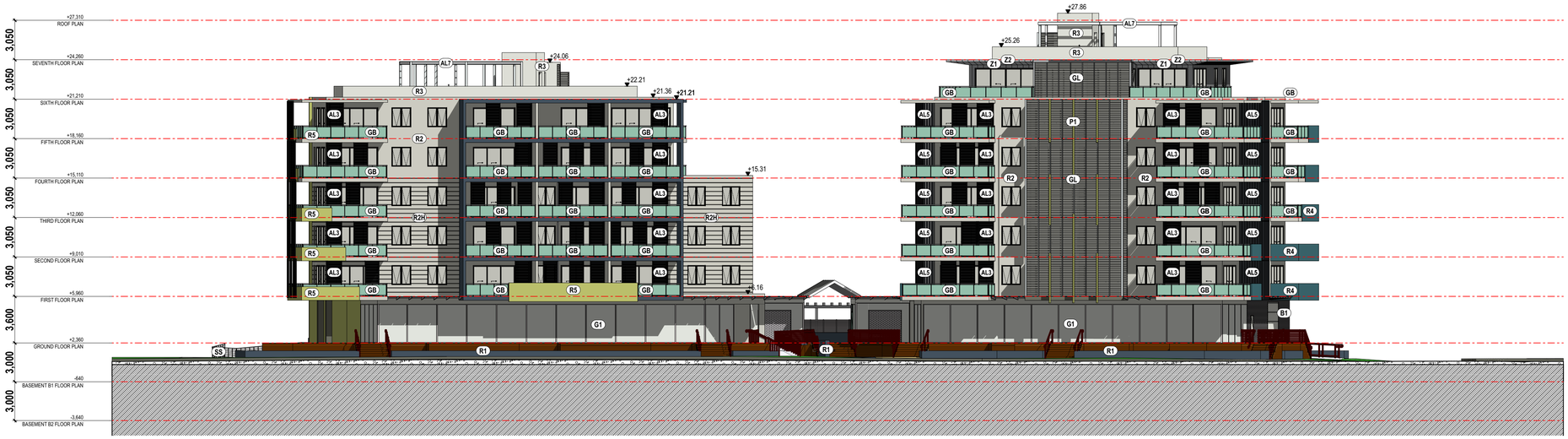

1
-

West (Brooks Parade) Elevation

1:200

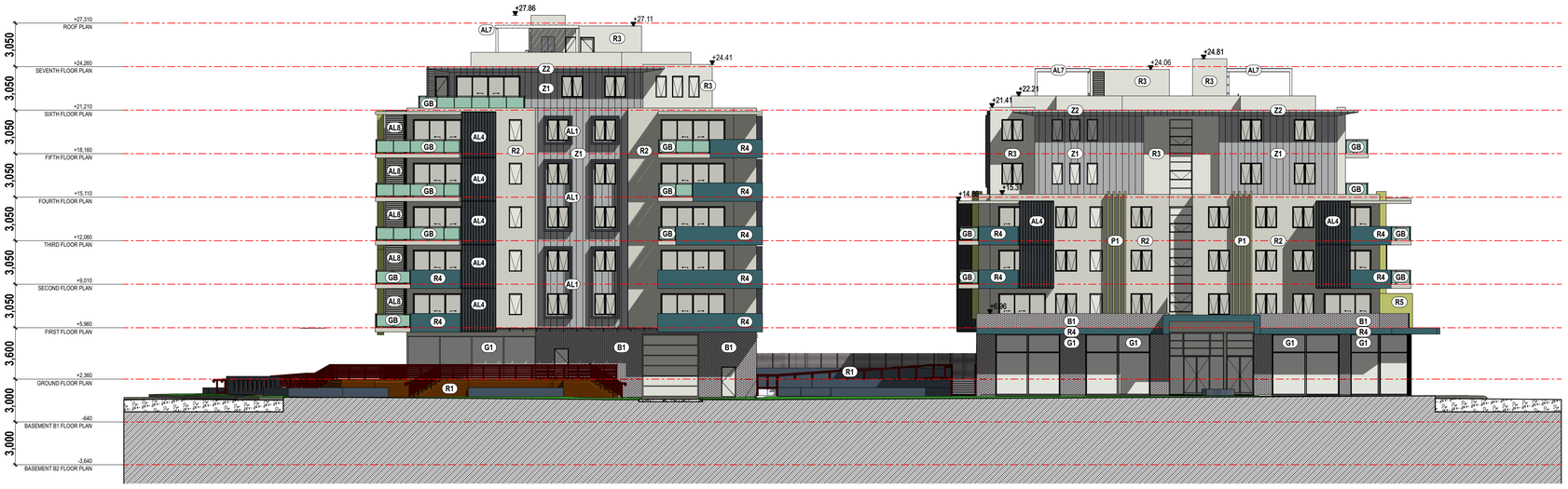

2
-

South (Sharp St) Elevation

1:200

LEGEND

AL1	ALUMINIUM FABRICATED WINDOW SURROUNDS POWDERKOTE 1
AL2	ALUMINIUM FIXED FIN POWDERKOTE 2
AL3	ALUMINIUM ADJUSTABLE HORIZONTAL SLIDING LOUVERS POWDERKOTE 3
AL4	ALUMINIUM ADJUSTABLE VERTICAL LOUVERS POWDERKOTE 4
AL5	ALUMINIUM VERTICAL FIXED LOUVERS POWDERKOTE 5
AL6	ALUMINIUM HORIZONTAL PRIVACY SLAT SCREEN POWDERKOTE 6
AL7	ALUMINIUM PERGOLA FRAMING AND FINS POWDERKOTE 7
AL8	ALUMINIUM VENTILATION LOUVERS POWDERKOTE 8
B1	FACE BRICKWORK TYPE 1
G1	GLASS AND ALUMINIUM SHOPFRONT
GB	GLASS AND ALUMINIUM BALUSTRADE
GL	GLASS LOUVERS TO WINTER GARDENS
GLO	OPAQUE GLASS LOUVERS TO WINTER GARDENS
P1	EXPRESSED FINS PAINT / POWDERKOTE COLOUR 1
R1	RENDER / PAINT COLOUR 1
R2H	RENDER / PAINT COLOUR 2 WITH HORIZONTAL GROOVES AT 610 C/C
R2	RENDER / PAINT COLOUR 2
R3	RENDER / PAINT COLOUR 3
R4	RENDER / PAINT COLOUR 4
R5	RENDER / PAINT COLOUR 5
SS	SS BALUSTRADE WITH SS WIRES
Z1	ZINC WALL CLADDING
Z2	ZINC SOFFIT CLADDING

0.0 2.0 4.0 6.0 8.0 10.0 20.0 m

6.7 Average star rating
NATIONWIDE HOUSE ENERGY RATING SCHEME
www.nathers.gov.au

0005291680 13 Oct 2020
Assessor: Gavin Chambers
Accreditation No.: DMN13/1491
Address: 36 Brooks Parade , Belmont , NSW , 2280
hstar.com.au

The builder shall check and verify all dimensions and verify all errors and omissions to the Architect. Do not scale the drawings. Drawings shall not be used for construction purposes until issued by the Architect for construction.

coeve design
PO Box 1107 Newcastle NSW 2300
Phone: (03) 9899 6471
Fax: (03) 9899 6515
Email: coeve1@coevedesign.com.au
Web: www.coevedesign.com.au

Project:
32 BROOKS PARADE

Drawing Title:
ELEVATIONS

Client: ---

Scale: 1:200 @ A1
Issued:
Drawn By: CDB
Revision: 30 SEP 2020
Project No: ---
Drawing No.: DA12-H

BROOKS PDE 300920.pln



1 - North (Canal) Elevation

1:200

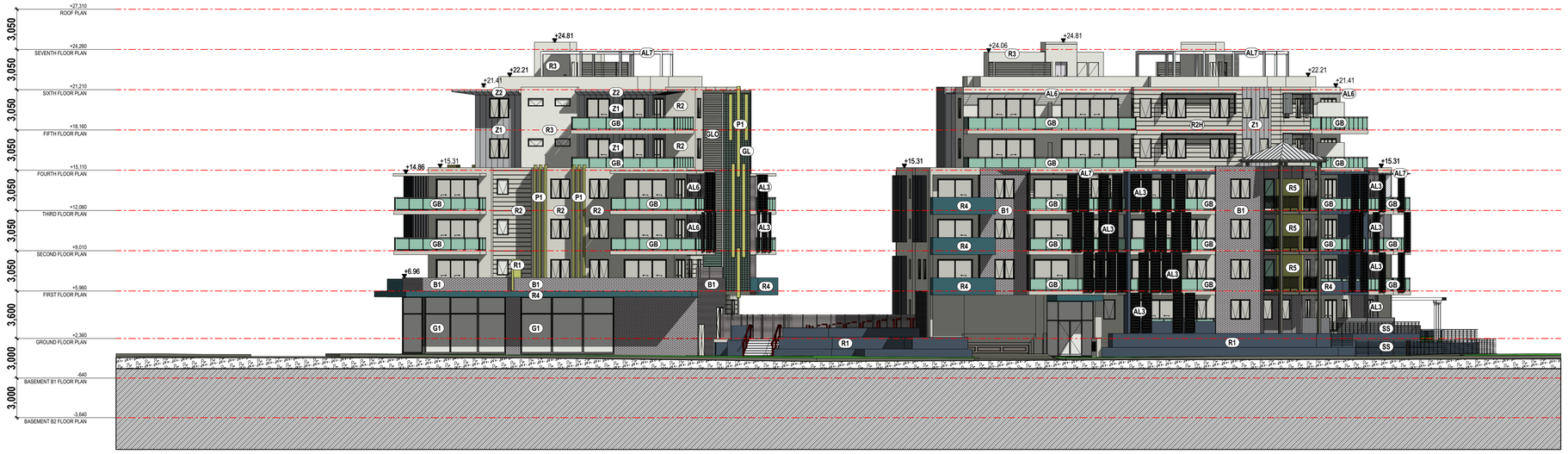

2 - East (Edgar St) Elevation

1:200

0.0 2.0 4.0 6.0 8.0 10.0 20.0 m

LEGEND

- AL1 ALUMINIUM FABRICATED WINDOW SURROUNDS POWDERKOTE 1
- AL2 ALUMINIUM FIXED FIN POWDERKOTE 2
- AL3 ALUMINIUM ADJUSTABLE HORIZONTAL SLIDING LOUVERS POWDERKOTE 3
- AL4 ALUMINIUM ADJUSTABLE VERTICAL LOUVERS POWDERKOTE 4
- AL5 ALUMINIUM VERTICAL FIXED LOUVERS POWDERKOTE 5
- AL6 ALUMINIUM HORIZONTAL PRIVACY SLAT SCREEN POWDERKOTE 6
- AL7 ALUMINIUM PERGOLA FRAMING AND FINS POWDERKOTE 7
- AL8 ALUMINIUM VENTILATION LOUVERS POWDERKOTE 8
- B1 FACE BRICKWORK TYPE 1
- G1 GLASS AND ALUMINIUM SHOPFRONT
- GB GLASS AND ALUMINIUM BALUSTRADE
- GL GLASS LOUVERS TO WINTER GARDENS
- GLO OPAQUE GLASS LOUVERS TO WINTER GARDENS
- P1 EXPRESSED FINS PAINT / POWDERKOTE COLOUR 1
- R1 RENDER / PAINT COLOUR 1
- R2H RENDER / PAINT COLOUR 2 WITH HORIZONTAL GROOVES AT 610 C/C
- R2 RENDER / PAINT COLOUR 2
- R3 RENDER / PAINT COLOUR 3
- R4 RENDER / PAINT COLOUR 4
- R5 RENDER / PAINT COLOUR 5
- SS SS BALUSTRADE WITH SS WIRES
- Z1 ZINC WALL CLADDING
- Z2 ZINC SOFFIT CLADDING

6.7 Average star rating
NATIONWIDE HOUSE ENERGY RATING SCHEME
www.nathers.gov.au
0005291680 13 Oct 2020
Assessor Gavin Chambers
Accreditation No. DMN13/1491
Address 36 Brooks Parade , Belmont , NSW , 2280
hstar.com.au

The builder shall check and verify all dimensions and verify all errors and omissions to the Architect. Do not scale the drawings. Drawings shall not be used for construction purposes until issued by the Architect for construction.

coeve design
PO Box 1107 Newcastle NSW 2300
Phone: (03) 9899 6471
Fax: (03) 9899 6515
Email: coeve1@coevedesign.com.au
Web: www.coevedesign.com.au

Project:
32 BROOKS PARADE

Drawing Title:
ELEVATIONS

Client: ---

Scale: 1:200 @ A1

Issued:

Drawn By: CDB

Revision: 30 SEP 2020

Project No:

Drawing No.:
DA13-H

BROOKS PDE 300920.pln

1
-

North Internal Elevation

1:200

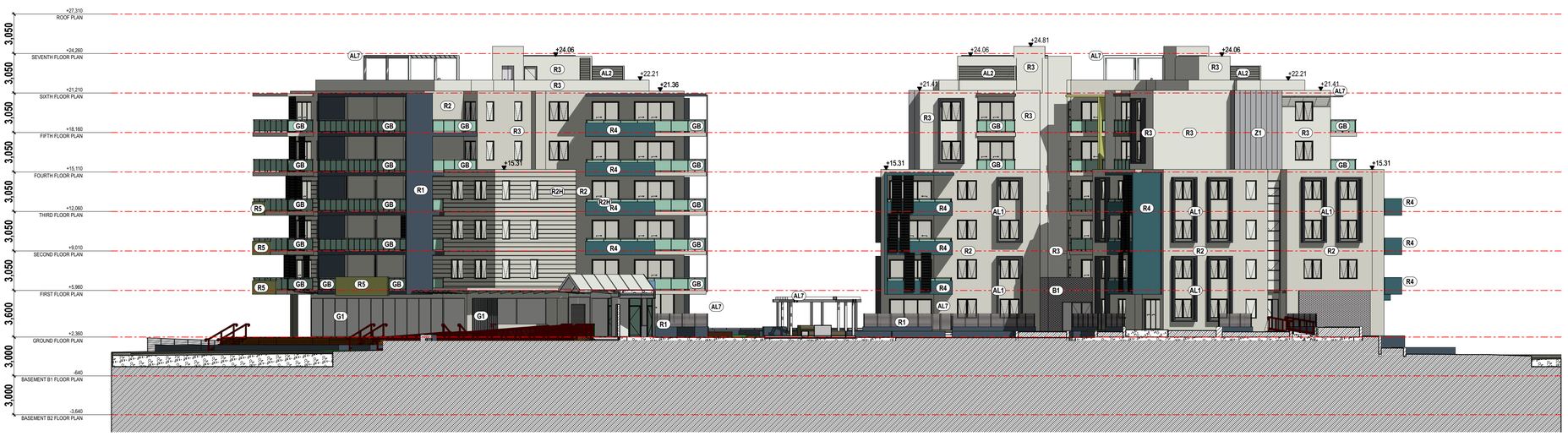

2
-

South Internal Elevation

1:200

0.0 2.0 4.0 6.0 8.0 10.0 20.0 m

LEGEND

- AL1 ALUMINIUM FABRICATED WINDOW SURROUNDS POWDERKOTE 1
- AL2 ALUMINIUM FIXED FIN POWDERKOTE 2
- AL3 ALUMINIUM ADJUSTABLE HORIZONTAL SLIDING LOUVERS POWDERKOTE 3
- AL4 ALUMINIUM ADJUSTABLE VERTICAL LOUVERS POWDERKOTE 4
- AL5 ALUMINIUM VERTICAL FIXED LOUVERS POWDERKOTE 5
- AL6 ALUMINIUM HORIZONTAL PRIVACY SLAT SCREEN POWDERKOTE 6
- AL7 ALUMINIUM PERGOLA FRAMING AND FINS POWDERKOTE 7
- AL8 ALUMINIUM VENTILATION LOUVERS POWDERKOTE 8
- B1 FACE BRICKWORK TYPE 1
- G1 GLASS AND ALUMINIUM SHOPFRONT
- GB GLASS AND ALUMINIUM BALUSTRADE
- GL GLASS LOUVERS TO WINTER GARDENS
- GLO OPAQUE GLASS LOUVERS TO WINTER GARDENS
- P1 EXPRESSED FINS PAINT / POWDERKOTE COLOUR 1
- R1 RENDER / PAINT COLOUR 1
- R2H RENDER / PAINT COLOUR 2 WITH HORIZONTAL GROOVES AT 610 C/C
- R2 RENDER / PAINT COLOUR 2
- R3 RENDER / PAINT COLOUR 3
- R4 RENDER / PAINT COLOUR 4
- R5 RENDER / PAINT COLOUR 5
- SS SS BALUSTRADE WITH SS WIRES
- Z1 ZINC WALL CLADDING
- Z2 ZINC SOFFIT CLADDING

6.7 Average star rating
NATIONWIDE HOUSE ENERGY RATING SCHEME
www.nathers.gov.au

0005291680 13 Oct 2020
Assessor Gavin Chambers
Accreditation No. DMN13/1491
Address 36 Brooks Parade , Belmont , NSW , 2280
hstar.com.au

The builder shall check and verify all dimensions and verify all errors and omissions to the Architect. Do not scale the drawings. Drawings shall not be used for construction purposes until issued by the Architect for construction.

coeve design
PO Box 1107 Newcastle NSW 2300
Phone: (03) 9899 6471
Fax: (03) 9899 6515
Email: coeve1@coevedesign.com.au
Web: www.coevedesign.com.au

Project:
32 BROOKS PARADE

Drawing Title:
INTERNAL ELEVATIONS

Client: ---

Scale: 1:200 @ A1 | Issued:

Drawn By: CDB | Revision: 30 SEP 2020

Project No: --- | Drawing No.: DA14-H

BROOKS PDE 300920.pln

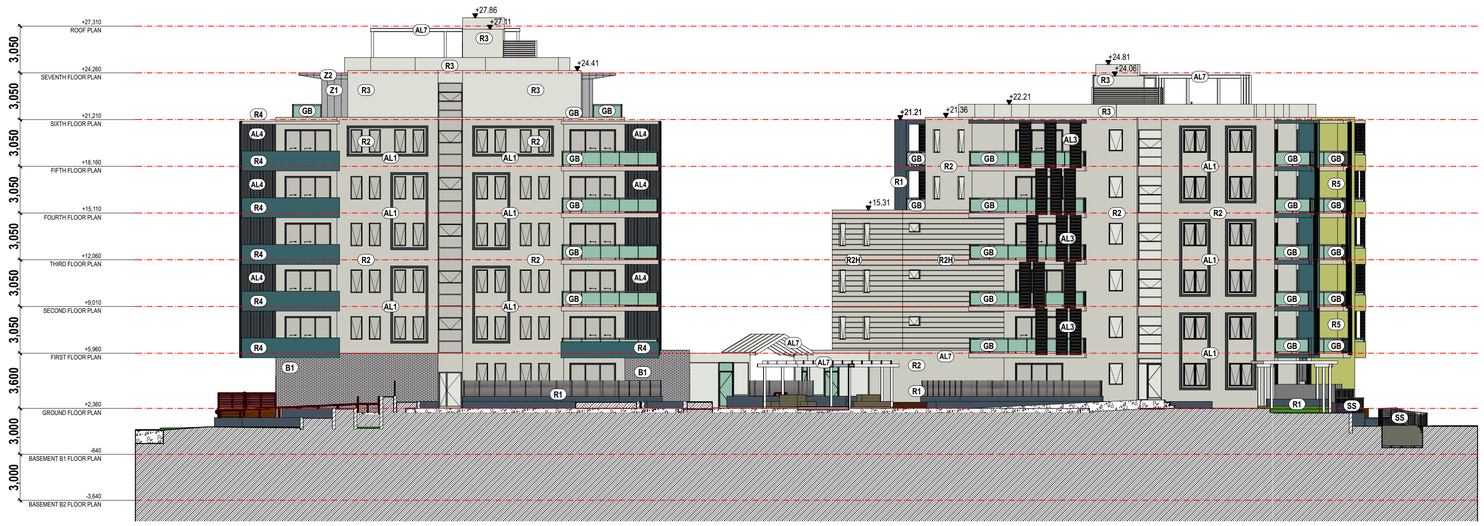

1
-

East Internal Elevation

1:200

2
-

West Internal Elevation

1:200

LEGEND

- AL1 ALUMINIUM FABRICATED WINDOW SURROUNDS POWDERKOTE 1
- AL2 ALUMINIUM FIXED FIN POWDERKOTE 2
- AL3 ALUMINIUM ADJUSTABLE HORIZONTAL SLIDING LOUVERS POWDERKOTE 3
- AL4 ALUMINIUM ADJUSTABLE VERTICAL LOUVERS POWDERKOTE 4
- AL5 ALUMINIUM VERTICAL FIXED LOUVERS POWDERKOTE 5
- AL6 ALUMINIUM HORIZONTAL PRIVACY SLAT SCREEN POWDERKOTE 6
- AL7 ALUMINIUM PERGOLA FRAMING AND FINS POWDERKOTE 7
- AL8 ALUMINIUM VENTILATION LOUVERS POWDERKOTE 8
- B1 FACE BRICKWORK TYPE 1
- G1 GLASS AND ALUMINIUM SHOPFRONT
- GB GLASS AND ALUMINIUM BALUSTRADE
- GL GLASS LOUVERS TO WINTER GARDENS
- GLO OPAQUE GLASS LOUVERS TO WINTER GARDENS
- P1 EXPRESSED FINS PAINT / POWDERKOTE COLOUR 1
- R1 RENDER / PAINT COLOUR 1
- R2H RENDER / PAINT COLOUR 2 WITH HORIZONTAL GROOVES AT 610 C/C
- R2 RENDER / PAINT COLOUR 2
- R3 RENDER / PAINT COLOUR 3
- R4 RENDER / PAINT COLOUR 4
- R5 RENDER / PAINT COLOUR 5
- SS SS BALUSTRADE WITH SS WIRES
- Z1 ZINC WALL CLADDING
- Z2 ZINC SOFFIT CLADDING

0.0 2.0 4.0 6.0 8.0 10.0 20.0 m

6.7 Average star rating
NATIONWIDE HOUSE ENERGY RATING SCHEME
www.nathers.gov.au
0005291680 13 Oct 2020
Assessor Gavin Chambers
Accreditation No. DMN13/1491
Address 36 Brooks Parade , Belmont , NSW , 2280
hstar.com.au

The builder shall check and verify all dimensions and verify all errors and omissions to the Architect. Do not scale the drawings. Drawings shall not be used for construction purposes until issued by the Architect for construction.

coeve design
PO Box 1107 Newcastle NSW 2300
Phone: (03) 9899 6471
Fax: (03) 9899 6515
Email: coeve1@coevedesign.com.au
Web: www.coevedesign.com.au

Project:
32 BROOKS PARADE

Drawing Title:
INTERNAL ELEVATIONS

Client: ---

Scale: 1:200 @ A1 | Issued:

Drawn By: | Revision: 30 SEP 2020

Project No: --- | Drawing No.: DA15-H

BROOKS PDE 300920.pln

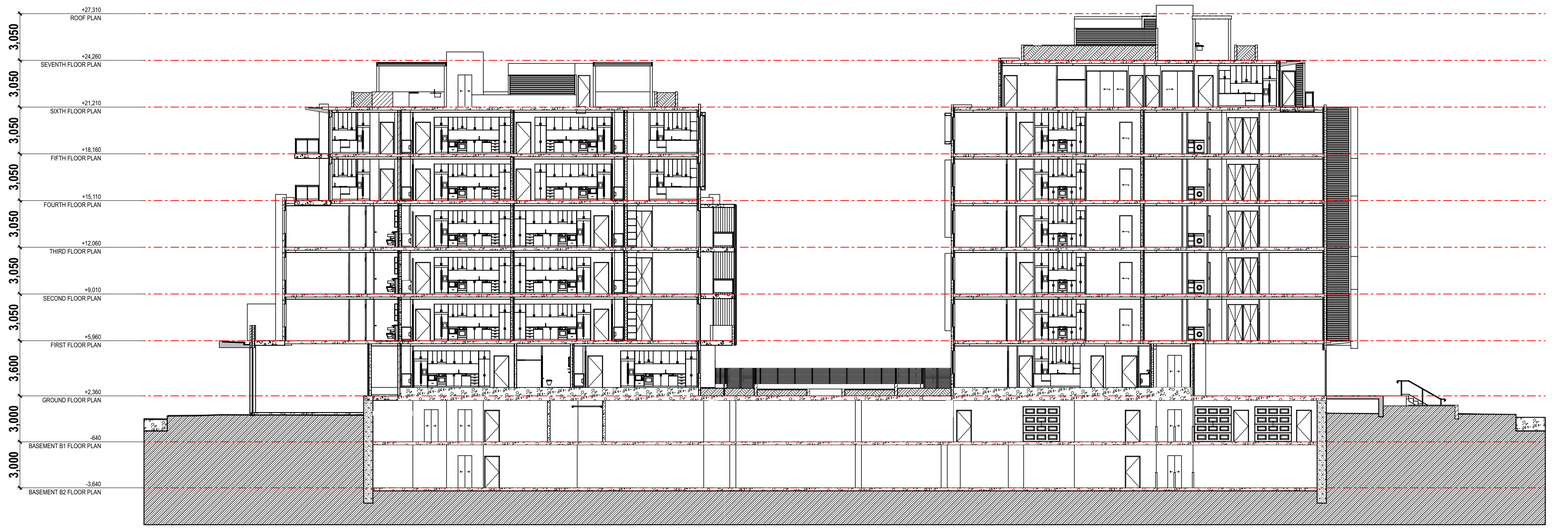

1 Section through Buildings A & D South Facing
1:200

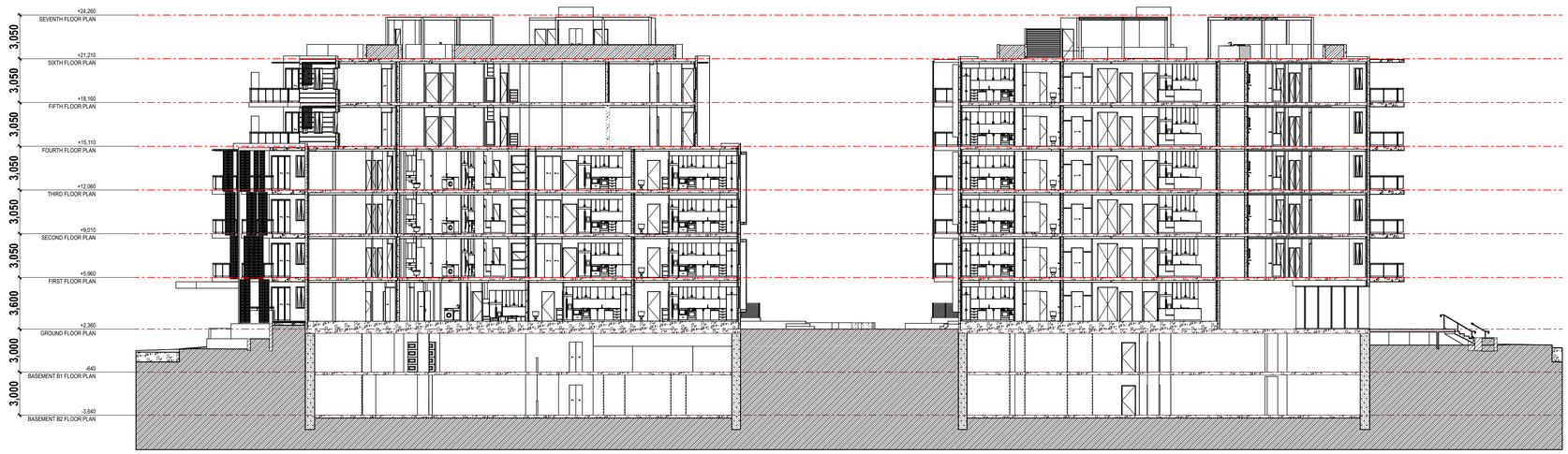

2 Section through Buildings B & C South Facing
1:200

The builder shall check and verify all dimensions and verify all errors and omissions to the Architect. Do not scale the drawings. Drawings shall not be used for construction purposes until issued by the Architect for construction.

coeve design
PO Box 1107 Newcastle NSW 2300
Phone: (03) 9899 6471
Fax: (03) 9899 6515
Email: coeve1@coevedesign.com.au
Web: www.coevedesign.com.au

Project:
32 BROOKS PARADE

Drawing Title:
SECTIONS

Client: ---

Scale: 1:200 @ A1

Issued:

Drawn By: CDB

Revision: 30 SEP 2020

Project No:

Drawing No.:
DA16-H

BROOKS PDE 300920.pln

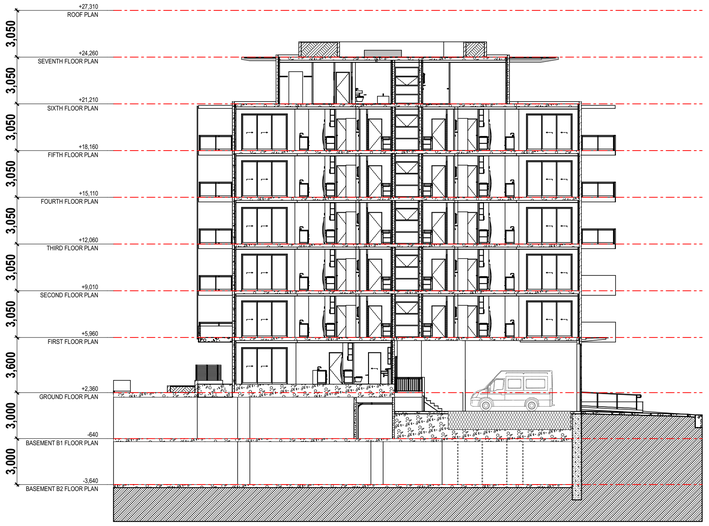

1 - Section through Building A East Facing

1:200

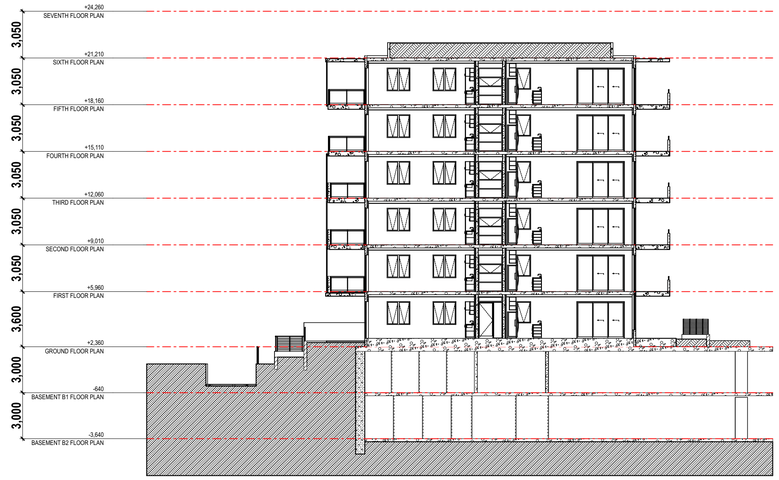

2 - Section through Building B East Facing

1:200

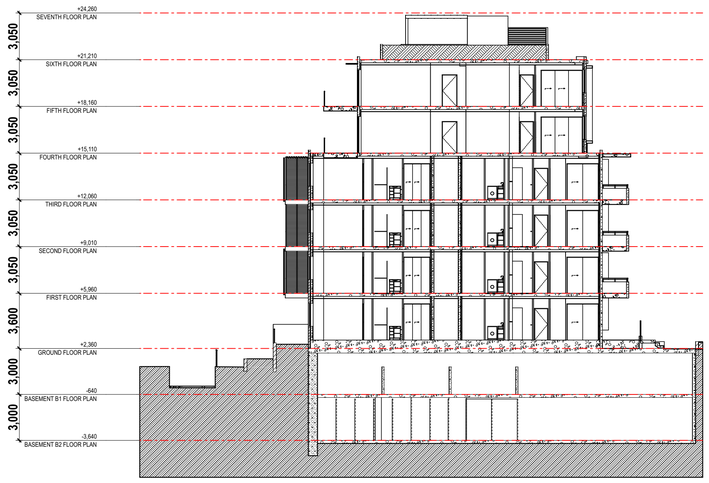

3 - Section through Building C East Facing

1:200

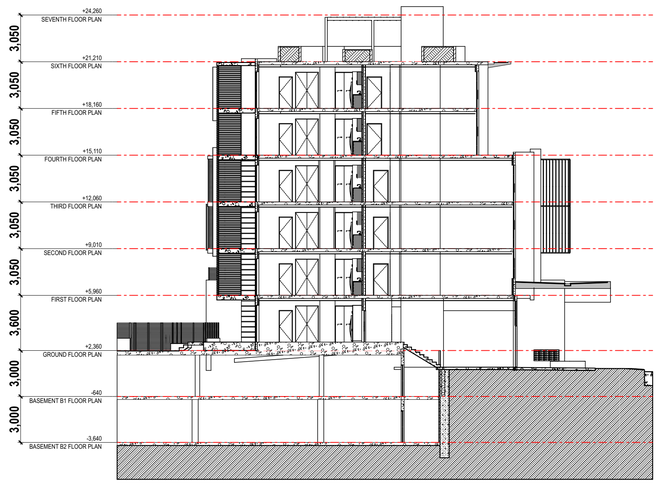

4 - Section through Building D East Facing

1:200

0.0 2.0 4.0 6.0 8.0 10.0 20.0 m

6.7 Average star rating
NATIONWIDE HOUSE ENERGY RATING SCHEME
www.nathers.gov.au
0005291680 13 Oct 2020
Assessor Gavin Chambers
Accreditation No. DMN13/1491
Address 36 Brooks Parade , Belmont , NSW , 2280
hstar.com.au

The builder shall check and verify all dimensions and verify all errors and omissions to the Architect. Do not scale the drawings. Drawings shall not be used for construction purposes until issued by the Architect for construction.

coeve design
PO Box 1107 Newcastle NSW 2300
Phone: (03) 9899 6471
Fax: (03) 9899 6515
Email: coeve1@coevedesign.com.au
Web: www.coevedesign.com.au

Project:
32 BROOKS PARADE

Drawing Title:
SECTIONS

Client: ---

Scale: 1:200 @ A1

Issued:

Drawn By:

Revision: 30 SEP 2020

Project No:

Drawing No.:
DA17-H

BROOKS PDE 300920.pln

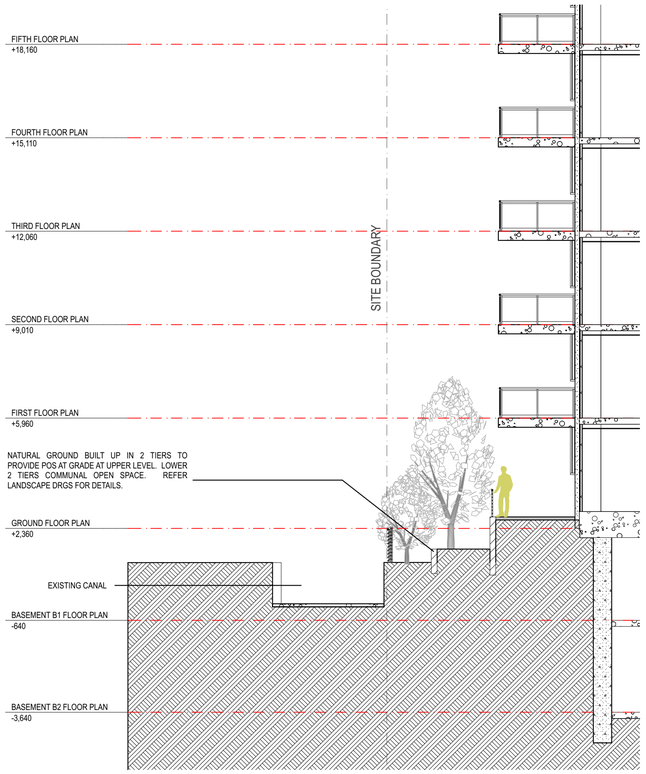

1 - **Section 1** 1:100

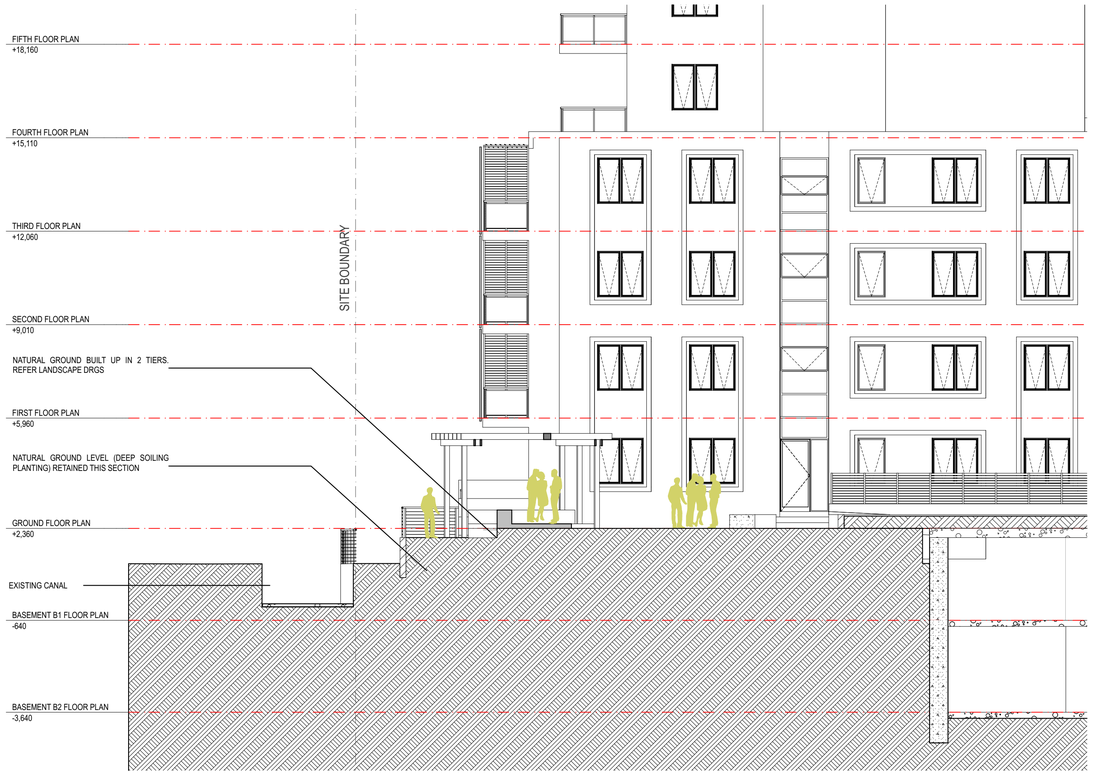

2 - **Section 2** 1:100

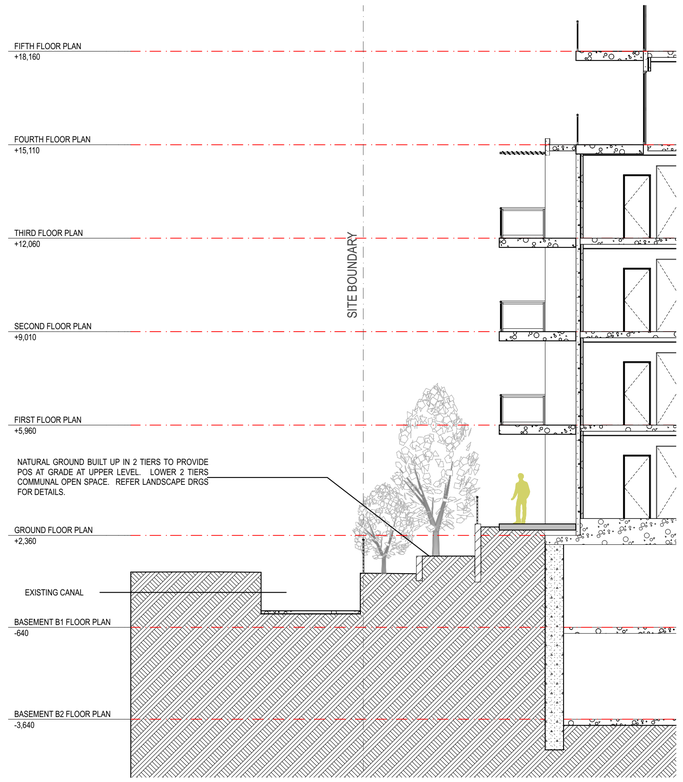

3 - **Section 3** 1:100

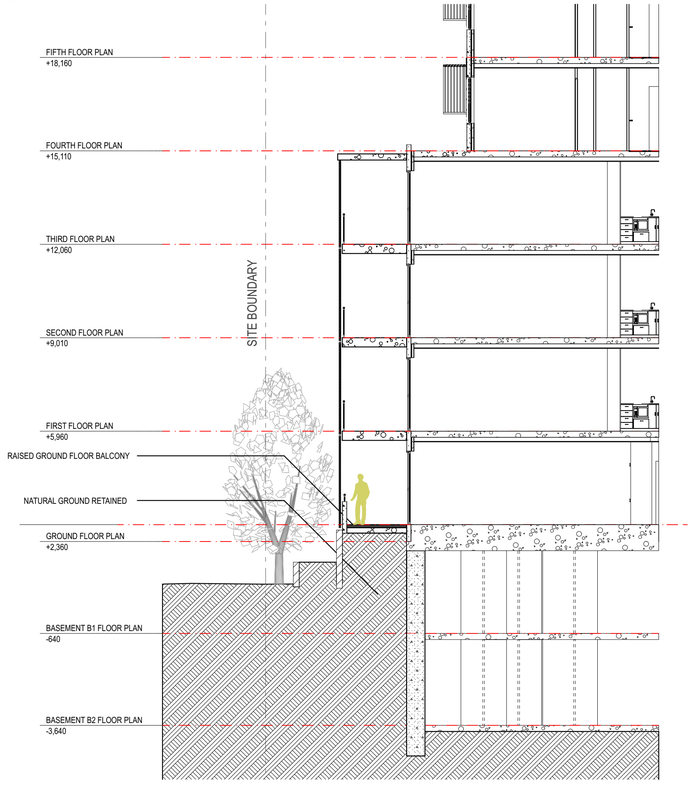

4 - **Section 4** 1:100

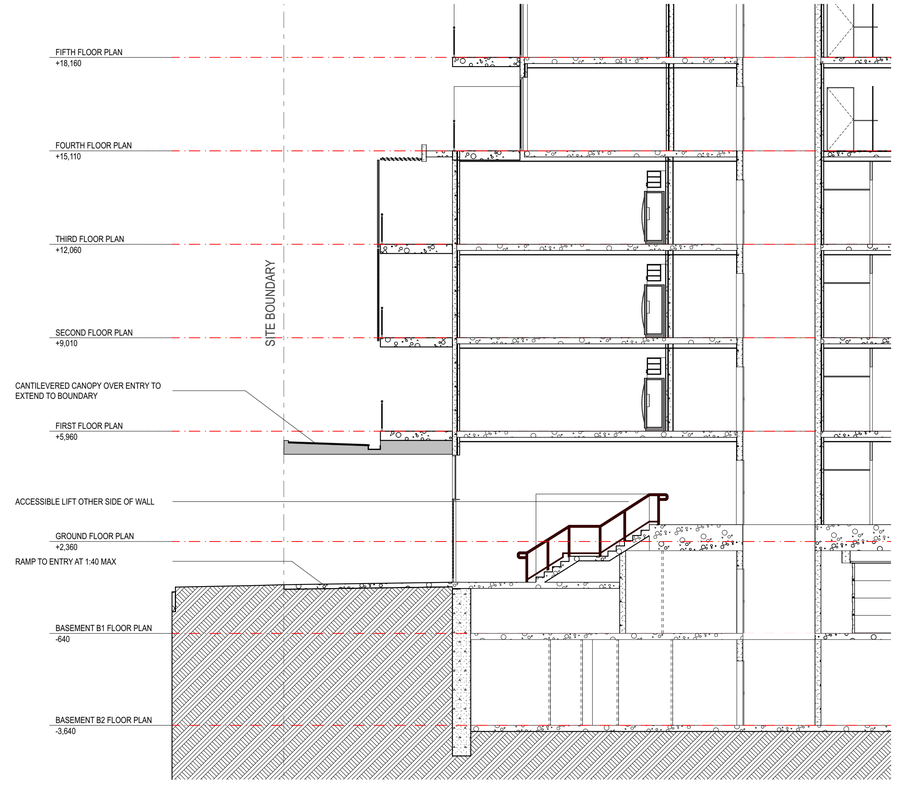

5 - **Section 5** 1:100

0.0 1.0 2.0 3.0 4.0 5.0 10.0 m

The builder shall check and verify all dimensions and verify all errors and omissions to the Architect. Do not scale the drawings. Drawings shall not be used for construction purposes until issued by the Architect for construction.

coeve design
34A Hamilton Street, Mont Albert Vic 3127
Phone: (03) 9899 6471
Fax: (03) 9899 6515
Email: coeve1@coevedesign.com.au
Web: www.coevedesign.com.au

Project:
32 BROOKS PARADE

Drawing Title:
PERIMETER SECTIONS

Client: ---

Scale: 1:100 @ A1

Issued:

Drawn By: CDB

Revision: 30 SEP 2020

Project No:

Drawing No.:
DA18-H

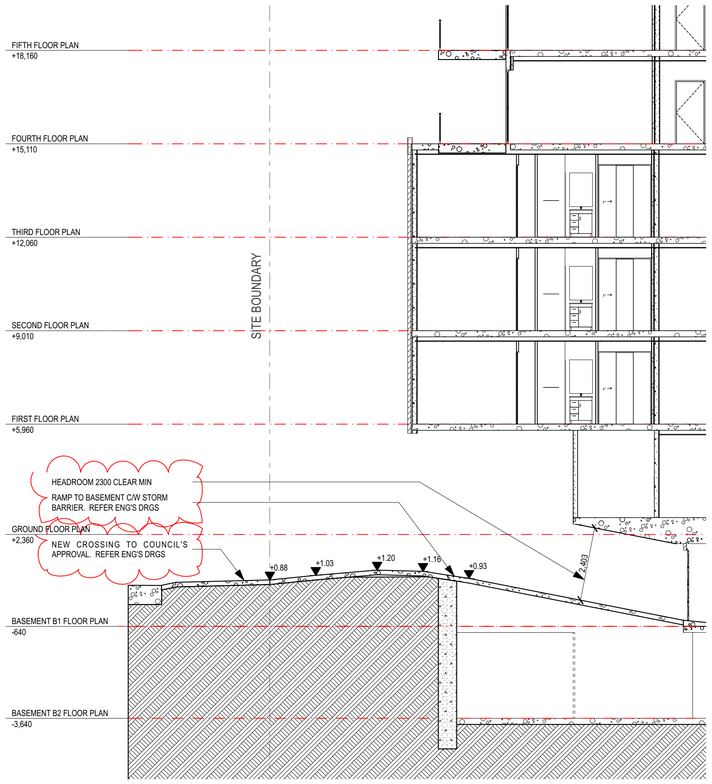

1 - **Section 6** 1:100

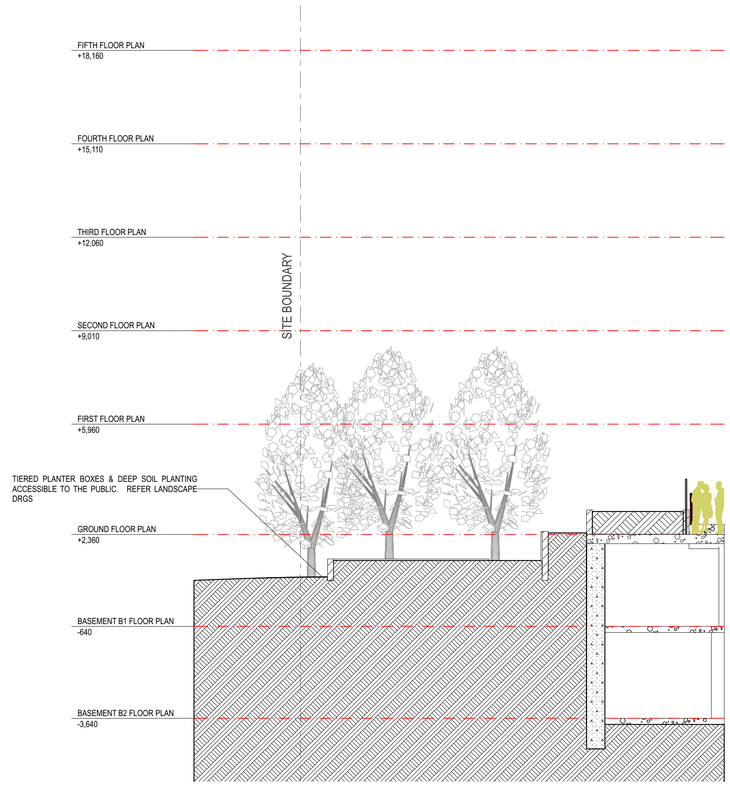

2 - **Section 7** 1:100

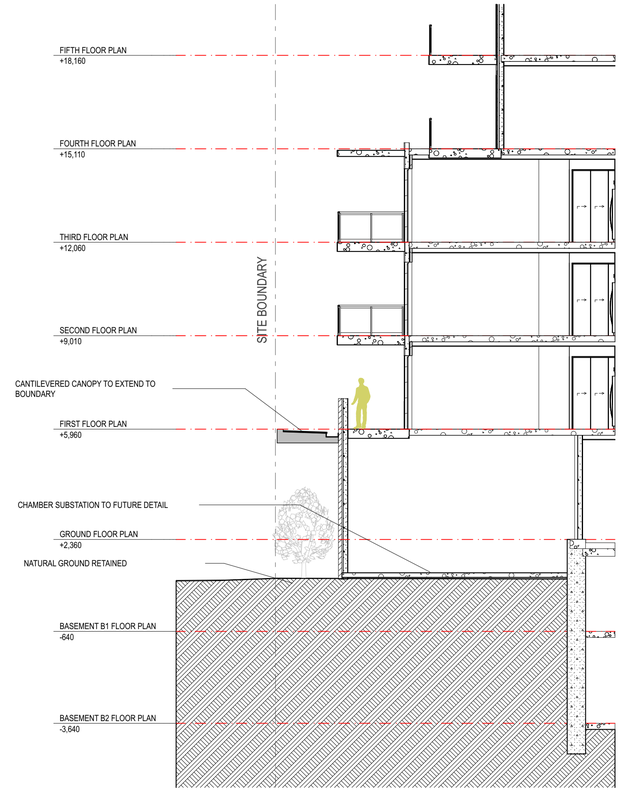

3 - **Section 8** 1:100

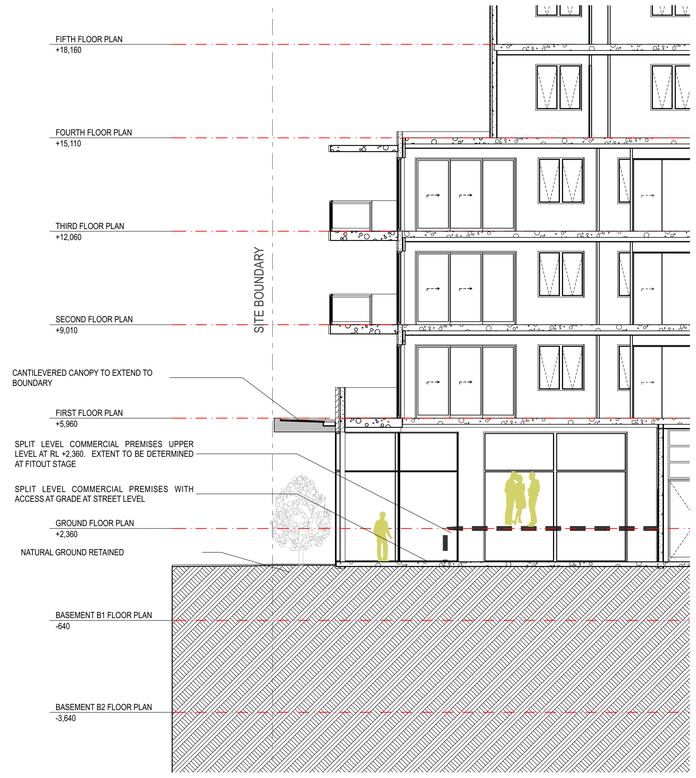

4 - **Section 9** 1:100

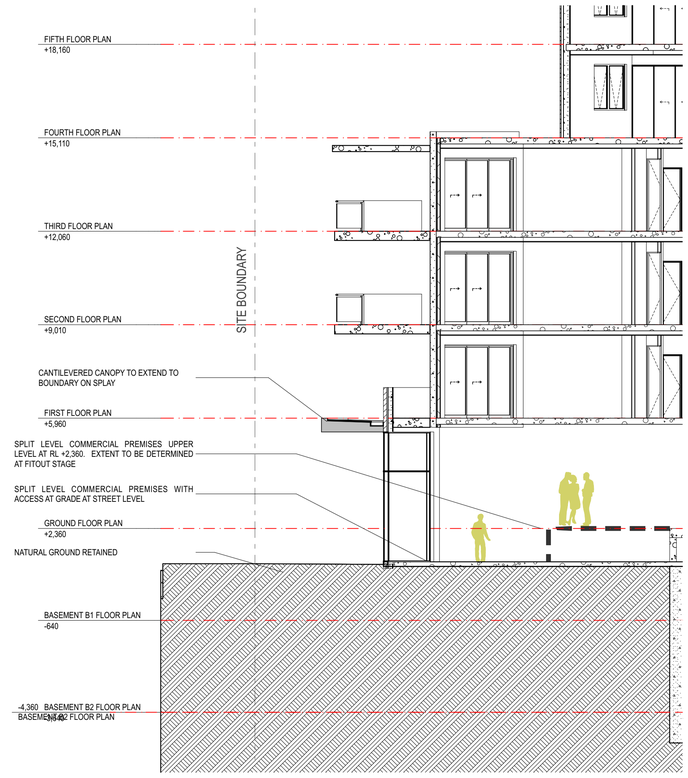

5 - **Section 10** 1:100

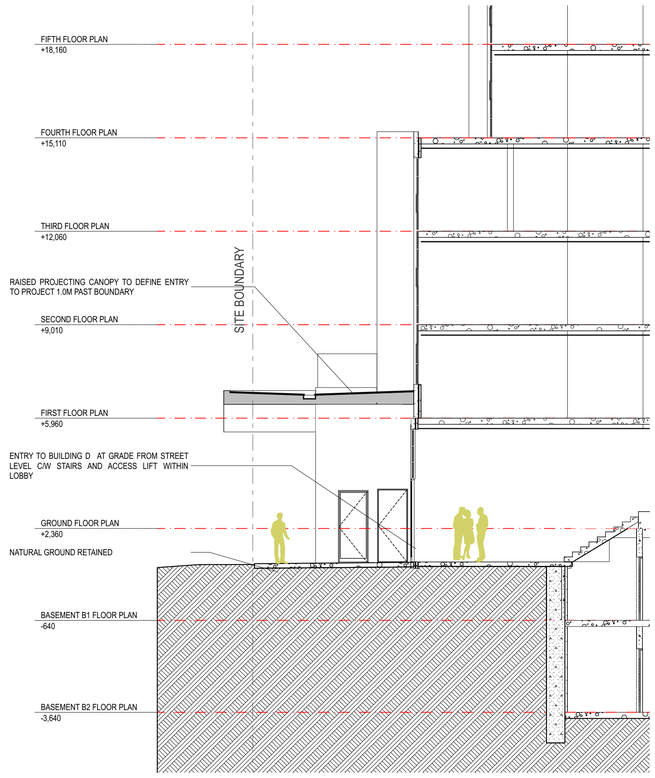

6 - **Section 11** 1:100

0.0 1.0 2.0 3.0 4.0 5.0 10.0 m

The builder shall check and verify all dimensions and verify all errors and omissions to the Architect. Do not scale the drawings. Drawings shall not be used for construction purposes until issued by the Architect for construction.

coeve design
coeve design pty ltd
ACN 601 601 467
34A Hamilton Street, Mont Albert Vic 3127
Phone: (03) 9899 6471
Fax: (03) 9899 6515
Email: coeve1@coevedesign.com.au
Web: www.coevedesign.com.au

Project:
32 BROOKS PARADE

Drawing Title:
PERIMETER SECTIONS

Client: ---

Scale: 1:100 @ A1 | Issued:

Drawn By: CDB | Revision: 30 SEP 2020

Project No: **---**

Drawing No.: **DA19-H**

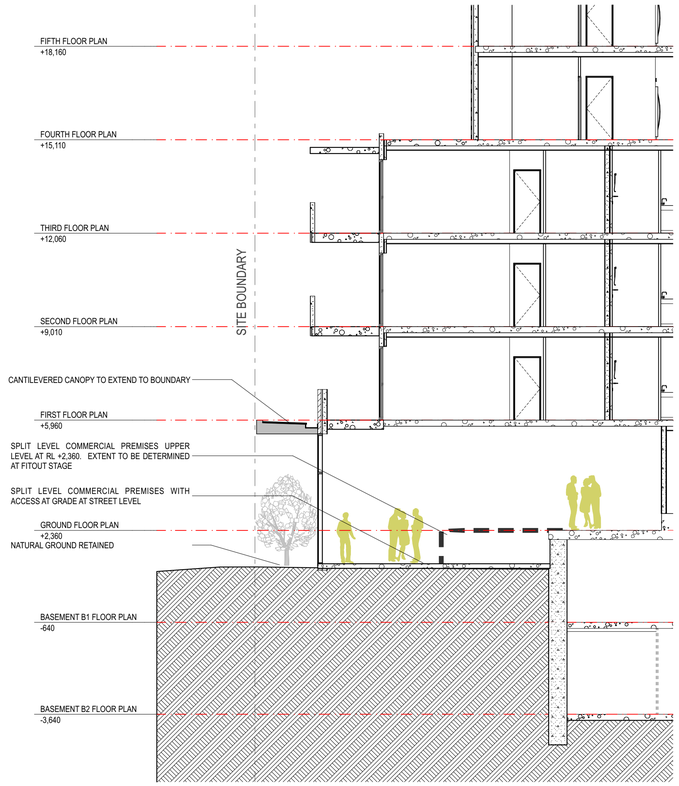

1 - **Section 12**
1:100

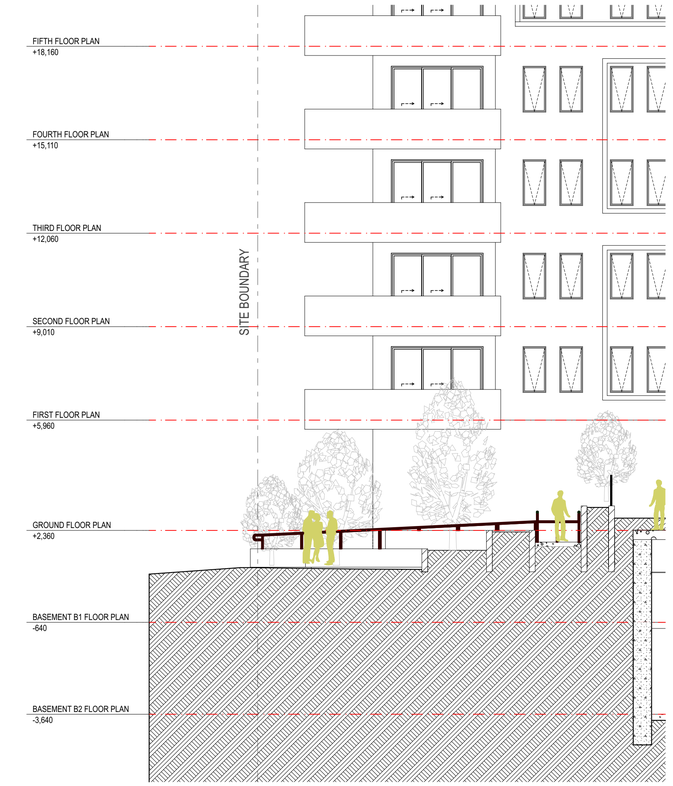

2 - **Section 13**
1:100

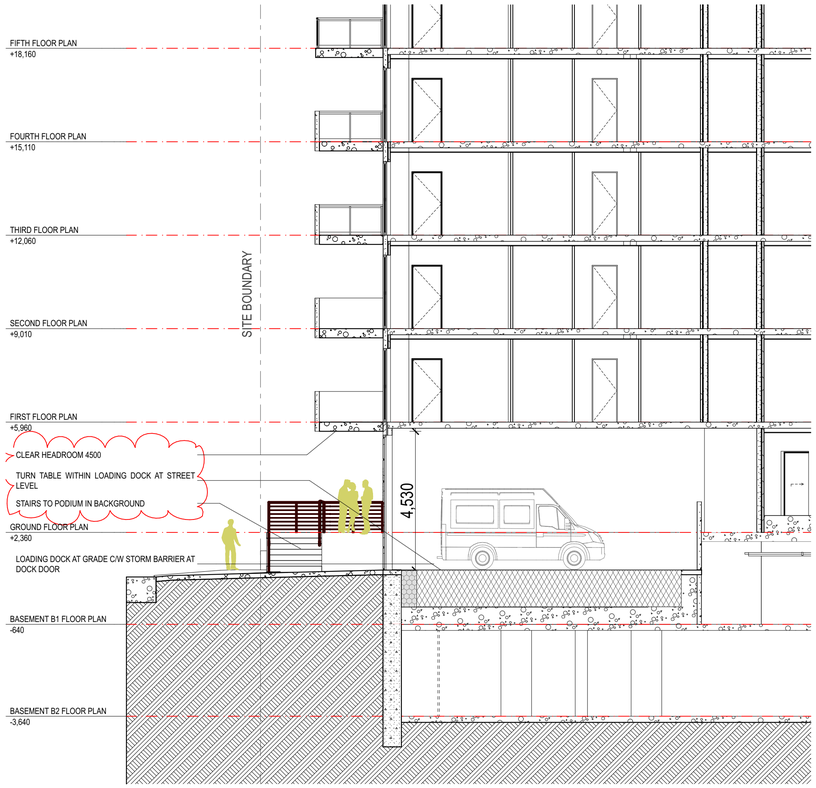

3 - **Section 14**
1:100

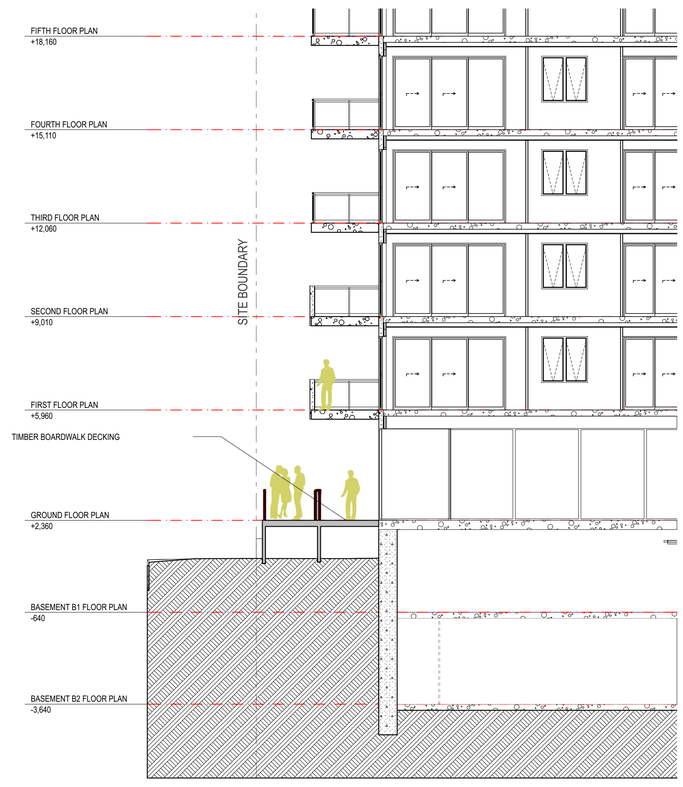

4 - **Section 15**
1:100

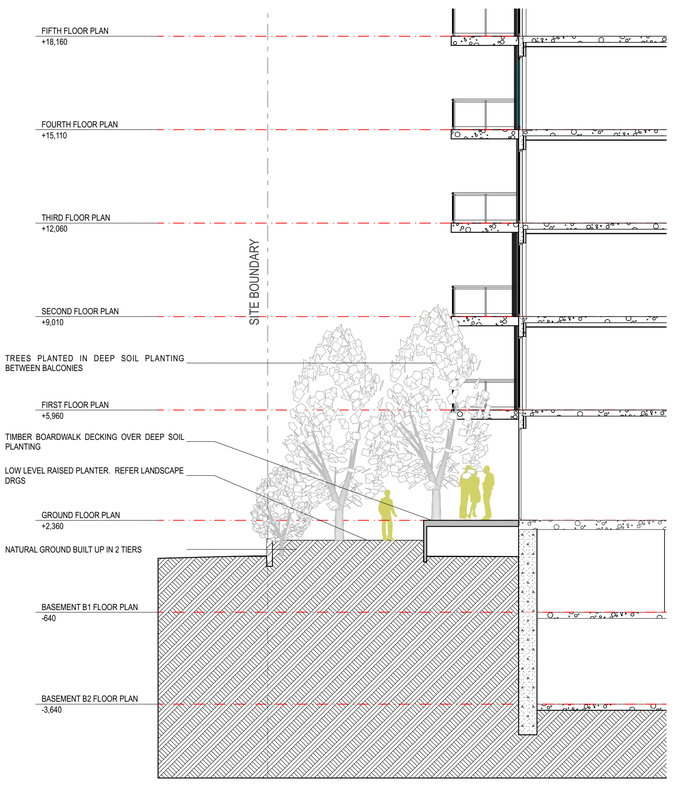

5 - **Section 16**
1:100

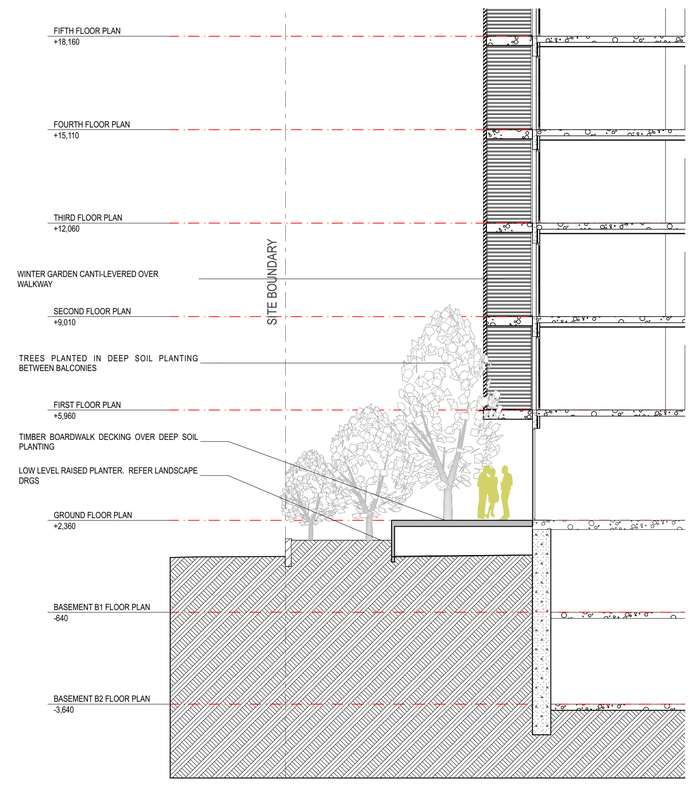

6 - **Section 17**
1:100

0.0 1.0 2.0 3.0 4.0 5.0 10.0 m

The builder shall check and verify all dimensions and verify all errors and omissions to the Architect. Do not scale the drawings. Drawings shall not be used for construction purposes until issued by the Architect for construction.

coeve design
34A Hamilton Street, Mont Albert Vic 3127
Phone: (03) 9899 6471
Fax: (03) 9899 6515
Email: coeve1@coevedesign.com.au
Web: www.coevedesign.com.au

Project:
32 BROOKS PARADE

Drawing Title:
PERIMETER SECTIONS

Client: ---

Scale: 1:100 @ A1 | Issued:

Drawn By: CDB | Revision: 30 SEP 2020

Project No: --- | Drawing No.: **DA20-H**

1 **Section 18**
1:100

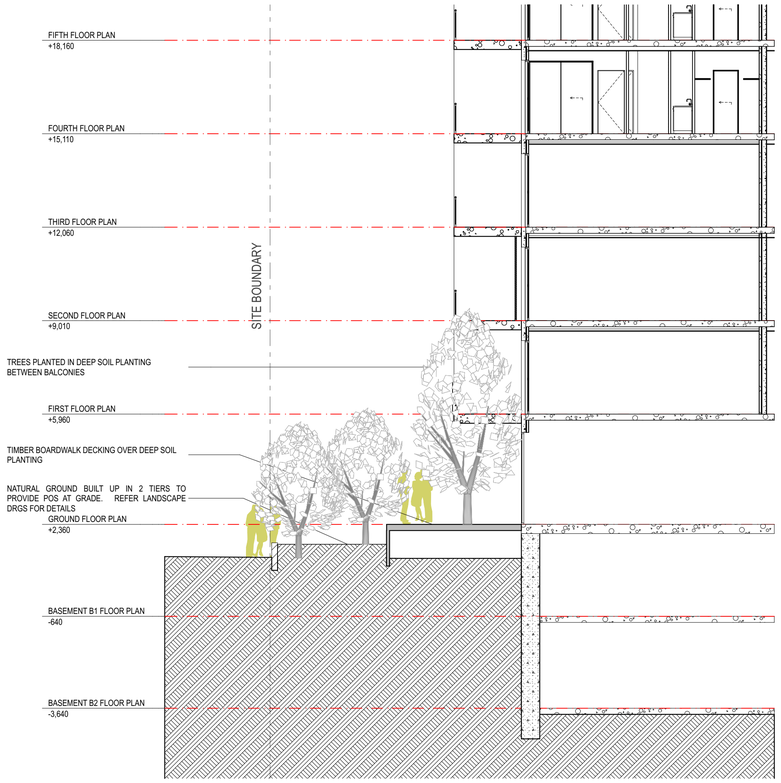

2 **Section 19**
1:100

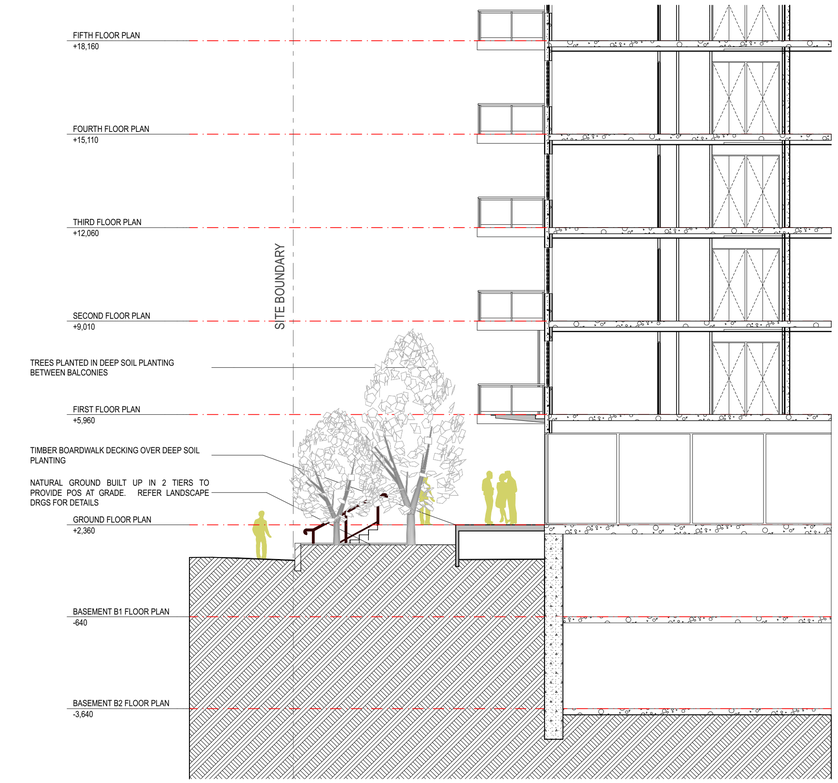

3 **Section 20**
1:100

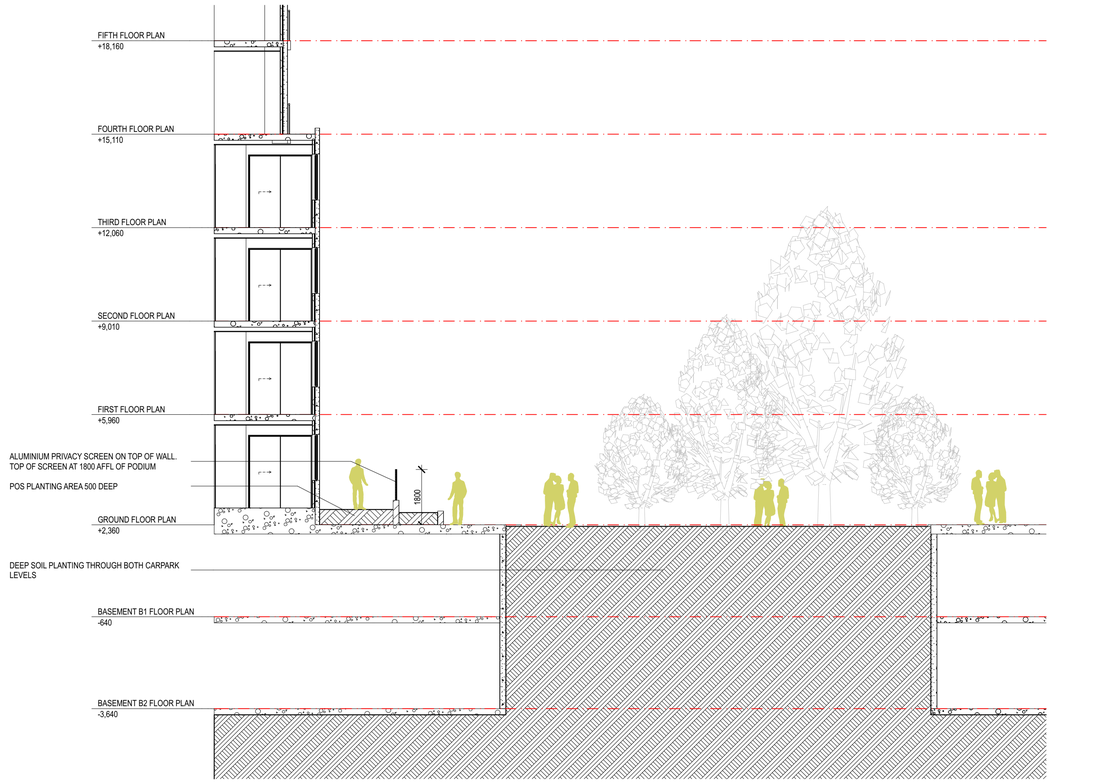

4 **Section 21**
1:100

0.0 1.0 2.0 3.0 4.0 5.0 10.0 m

The builder shall check and verify all dimensions and verify all errors and omissions to the Architect. Do not scale the drawings. Drawings shall not be used for construction purposes until issued by the Architect for construction.

coeve design
34A Hamilton Street, Mont Albert Vic 3127
Phone: (03) 9899 6471
Fax: (03) 9899 6515
Email: coeve1@coevedesign.com.au
Web: www.coevedesign.com.au

Project:
32 BROOKS PARADE

Drawing Title:
PERIMETER SECTIONS

Client: ---

Scale: 1:100 @ A1 | Issued:

Drawn By: CDB | Revision: 30 SEP 2020

Project No: ---

Drawing No.: **DA21-H**

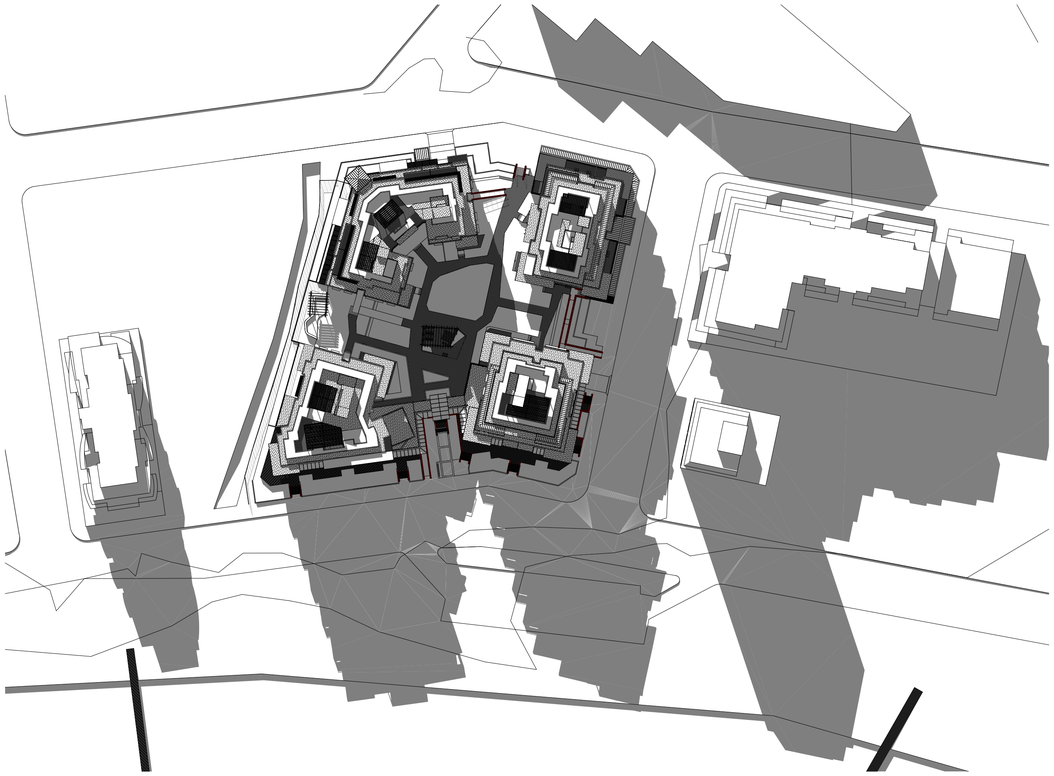

1
-
SHADOW DIAMGRAM 9AM
1:750

2
-
SHADOW DIAMGRAM 10AM
1:750

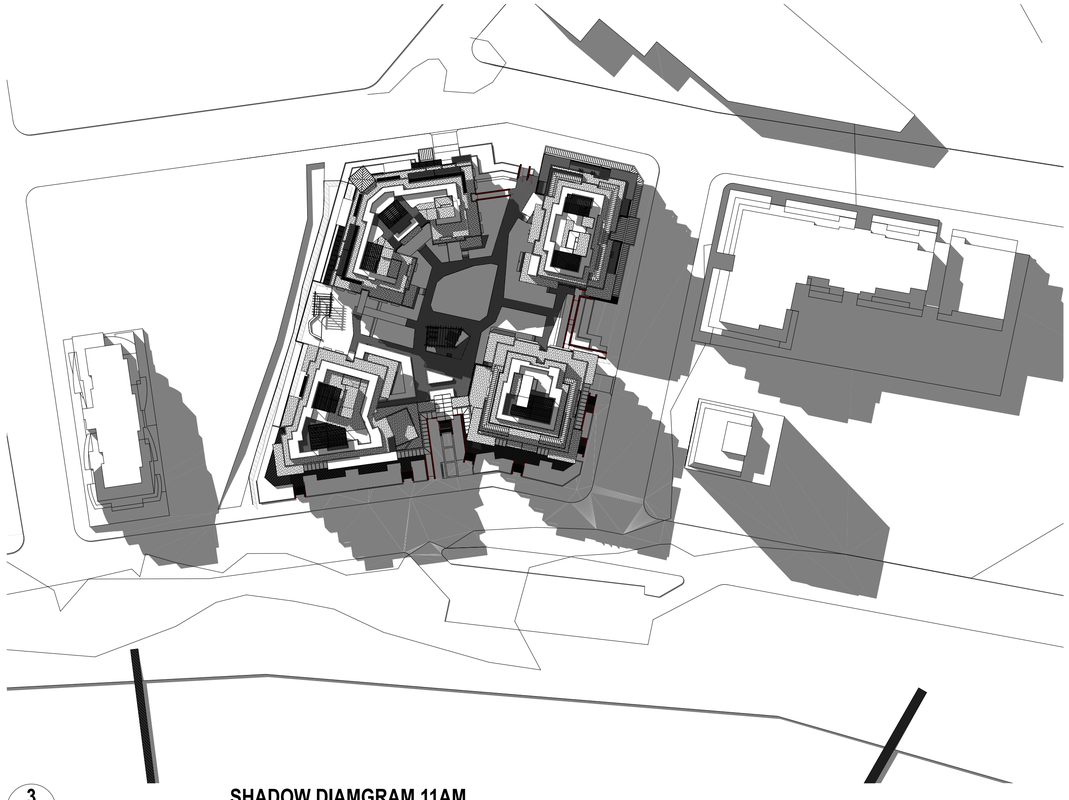

3
-
SHADOW DIAMGRAM 11AM
1:750

The builder shall check and verify all dimensions and verify all errors and omissions to the Architect. Do not scale the drawings. Drawings shall not be used for construction purposes until issued by the Architect for construction.

coeve design
(NSW) PTY LTD
ACN 001 601 496

PO Box 1107 Newcastle NSW 2300
Phone: (03) 9899 6471
Fax: (03) 9899 6515
Email: coeve1@coevedesign.com.au
Web: www.coevedesign.com.au

Project:
32 BROOKS PARADE

Drawing Title:
SHADOW DIAGRAMS MID WINTER

Client: ---

Scale: 1:750 @ A1	Issued:
Drawn By: CBD	Revision: 30 SEP 2020
Project No: ---	Drawing No.: **DA22-H**

BROOKS PDE 300920.pln

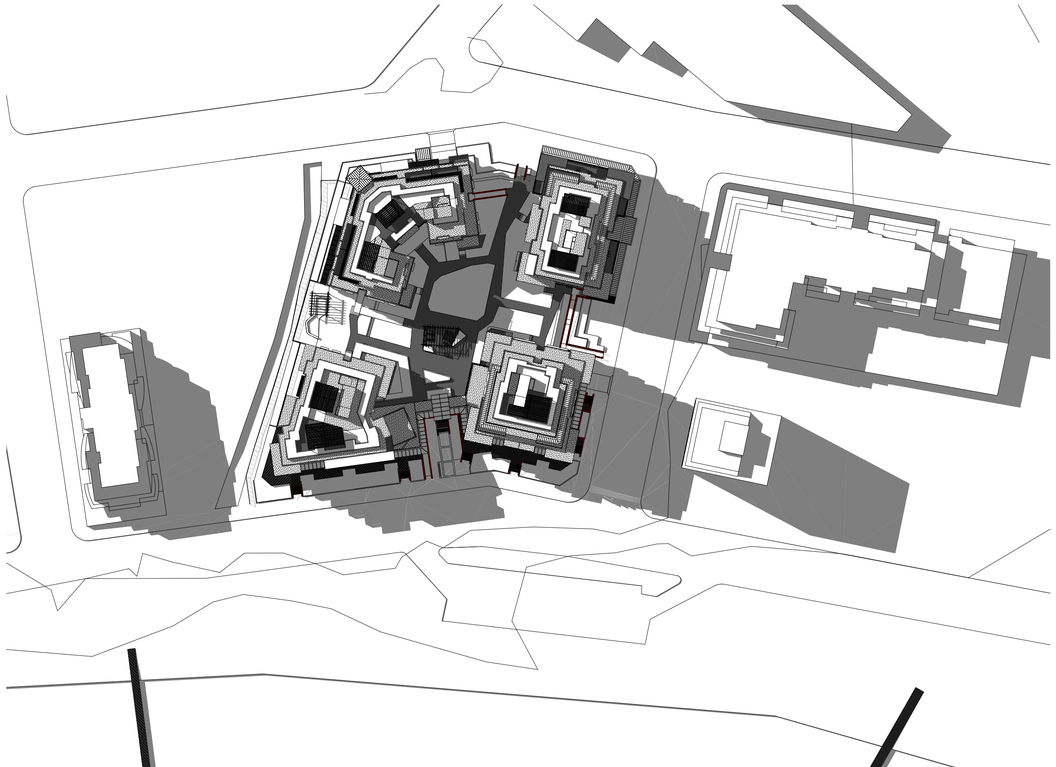

1
-
SHADOW DIAMGRAM 12PM
1:750

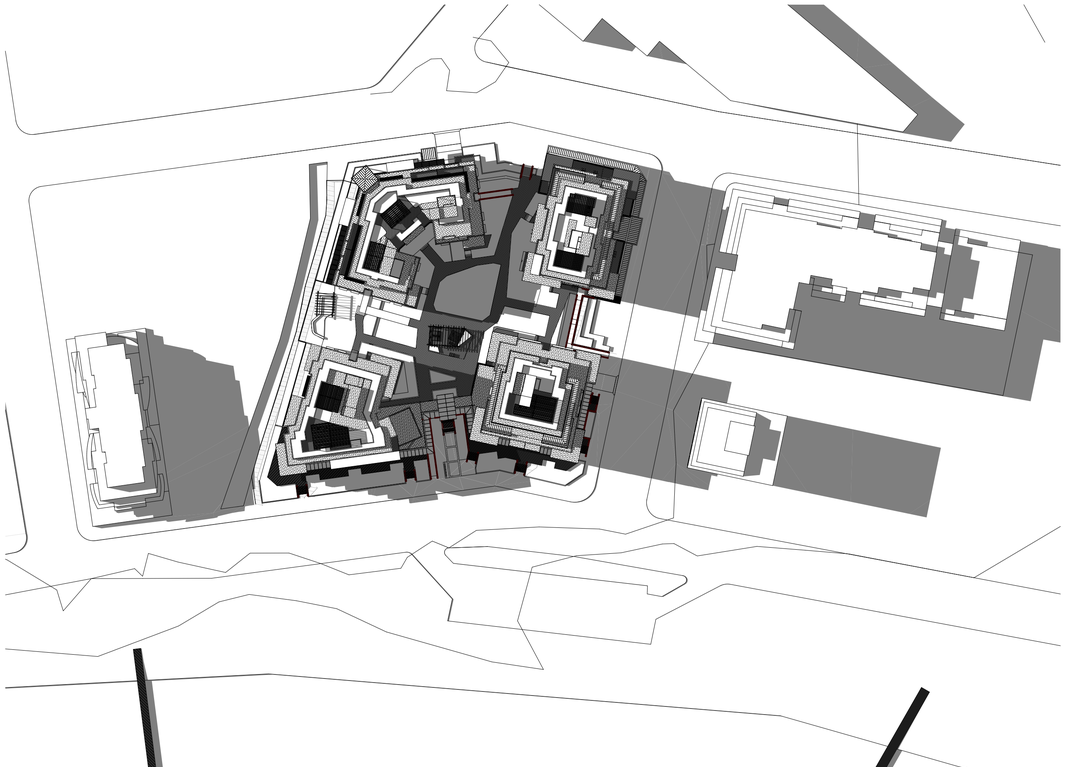

2
-
SHADOW DIAMGRAM 1PM
1:750

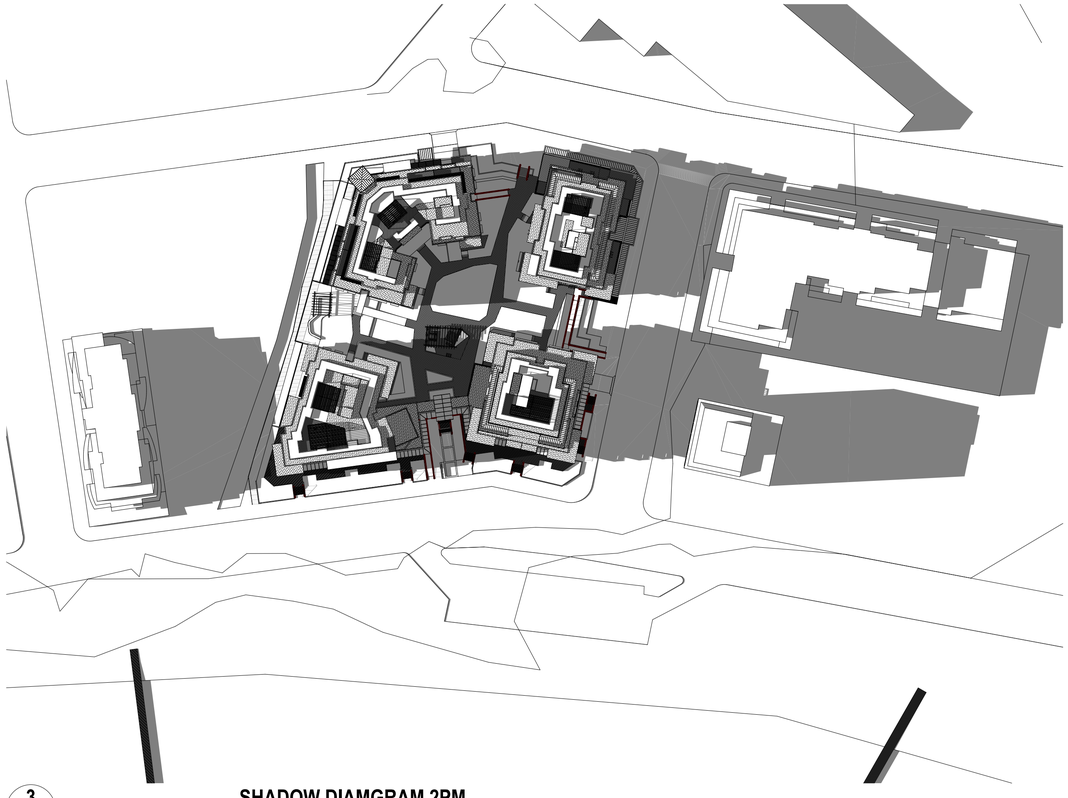

3
-
SHADOW DIAMGRAM 2PM
1:750

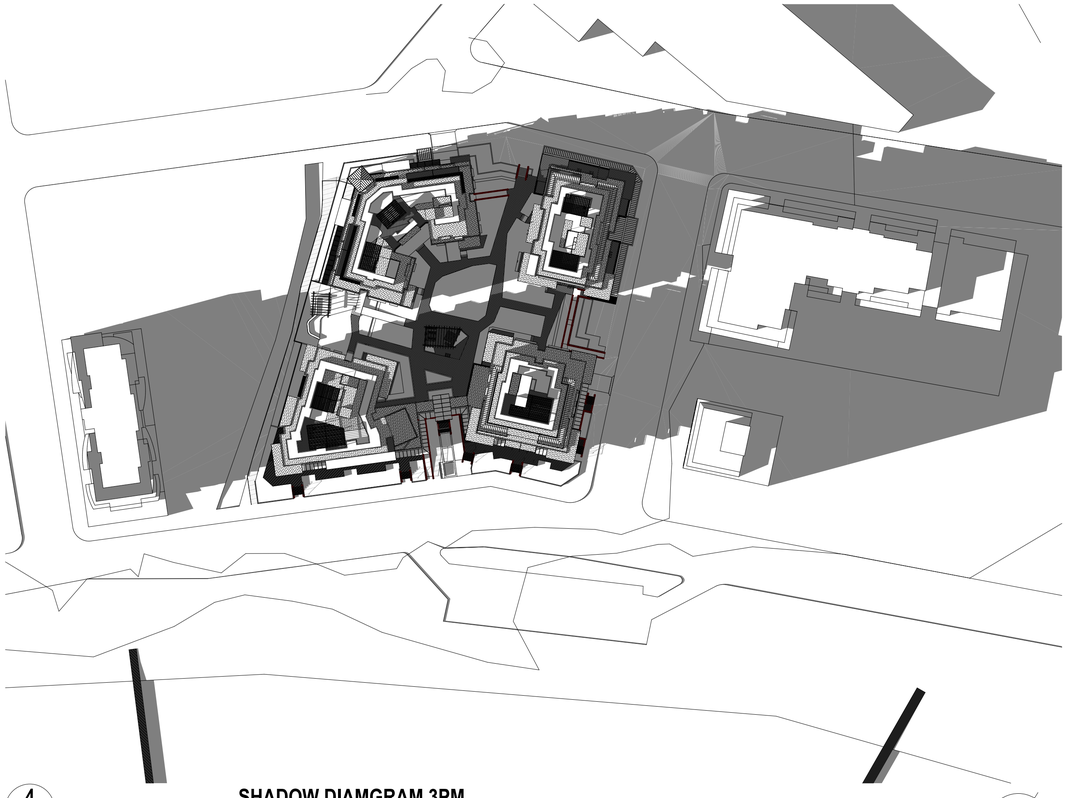

4
-
SHADOW DIAMGRAM 3PM
1:750

The builder shall check and verify all dimensions and verify all errors and omissions to the Architect. Do not scale the drawings. Drawings shall not be used for construction purposes until issued by the Architect for construction.

coeve design
(NSW) PTY LTD
ACN 001 601 496

PO Box 1107 Newcastle NSW 2300
Phone: (03) 9899 6471
Fax: (03) 9899 6515
Email: coeve1@coevedesign.com.au
Web: www.coevedesign.com.au

Project:
32 BROOKS PARADE

Drawing Title:
SHADOW DIAGRAMS MID WINTER

Client: ---

Scale: 1:750 @ A1	Issued:
Drawn By: CBD	Revision: 30 SEP 2020
Project No: ---	Drawing No.: **DA23-H**

BROOKS PDE 300920.pln

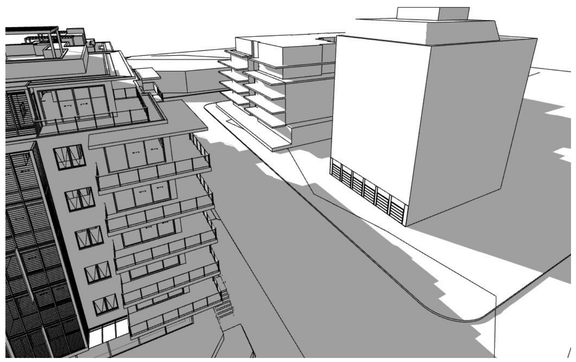

1 - MID WINTER AT 9AM

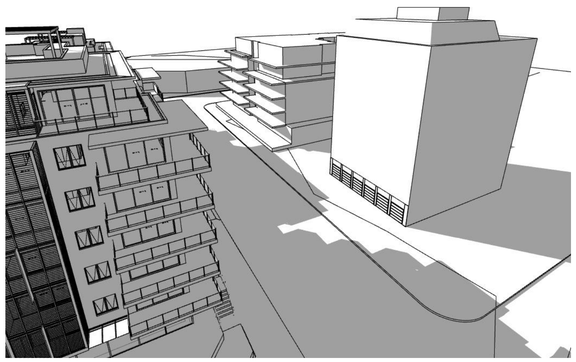

2 - MID WINTER AT 10AM

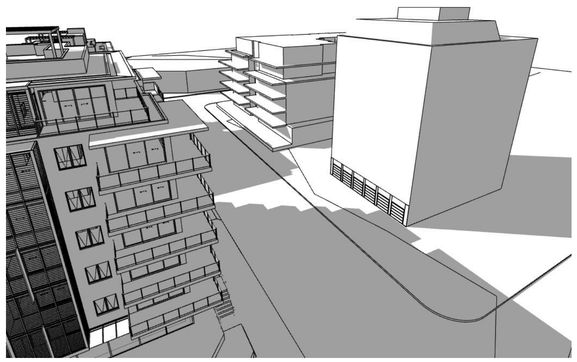

3 - MID WINTER AT 11AM

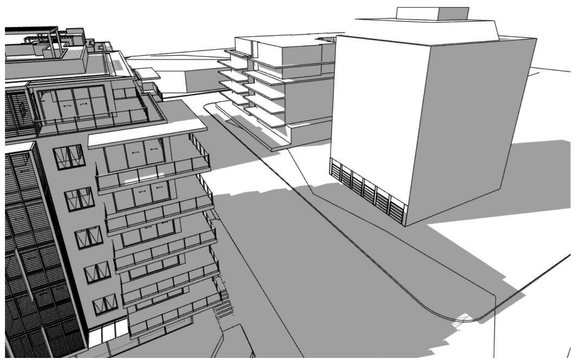

4 - MID WINTER AT 12PM

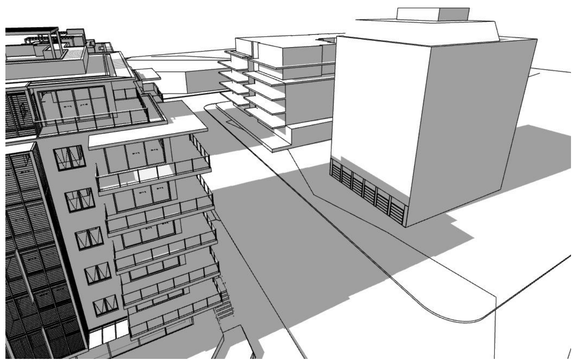

5 - MID WINTER AT 1PM

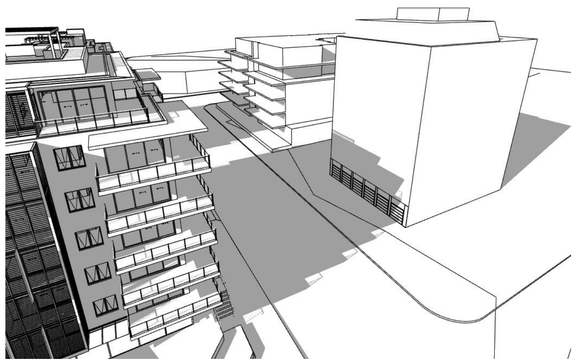

6 - MID WINTER AT 2PM

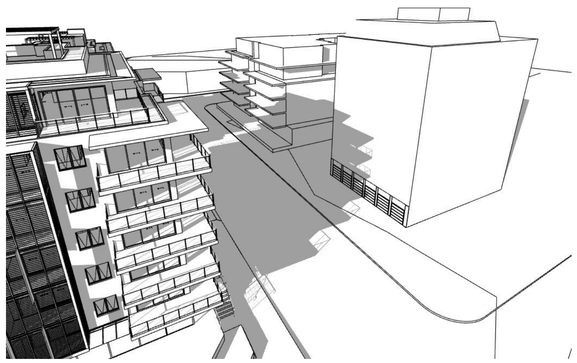

7 - MID WINTER AT 3PM

The builder shall check and verify all dimensions and verify all errors and omissions to the Architect. Do not scale the drawings. Drawings shall not be used for construction purposes until issued by the Architect for construction.

coeve design
ABN 691 661 667

34A Hamilton Street, Mont Albert Vic 3127
Phone: (03) 9899 6471
Fax: (03) 9899 6515
Email: coeve1@coevedesign.com.au
Web: www.coevedesign.com.au

Project:
32 BROOKS PARADE

Drawing Title:
OVERSHADOWING OF ADJOINING BUILDINGS

Client: ---

Scale: 1:200 @ A1	Issued:
Drawn By:	Revision: 30 SEP 2020
Project No: ---	Drawing No.: DA24-H

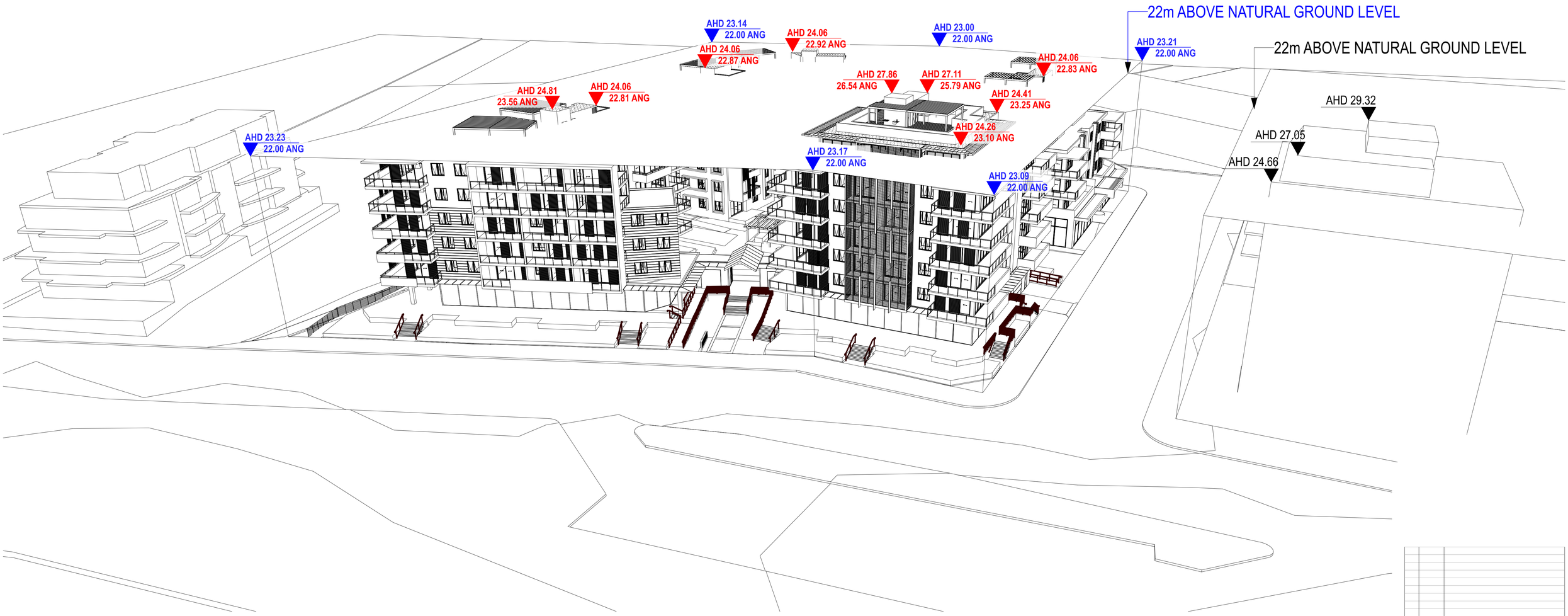

The builder shall check and verify all dimensions and verify all errors and omissions to the Architect. Do not scale the drawings. Drawings shall not be used for construction purposes until issued by the Architect for construction.

coeve design
34A Hamilton Street, Mont Albert Vic 3127
Phone: (03) 9899 6471
Fax: (03) 9899 6515
Email: coeve1@coevedesign.com.au
Web: www.coevedesign.com.au

Project:
32 BROOKS PARADE

Drawing Title:
PROJECTIONS OVER 22M ABOVE NATURAL GROUND

Client: ---

Scale: 1:32.82 @ A1	Issued:
Drawn By:	Revision: 30 SEP 2020
Project No: ---	Drawing No.: DA25-H

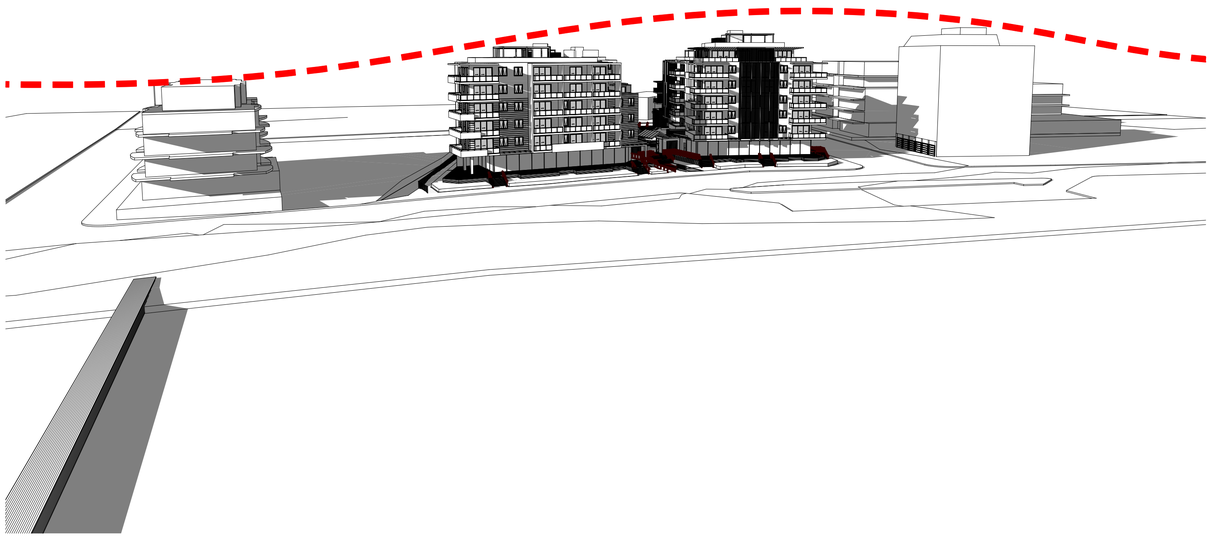

1 - VIEW FROM NORTH JETTY

2 - FRONT VIEW FROM 150m OUT IN LAKE

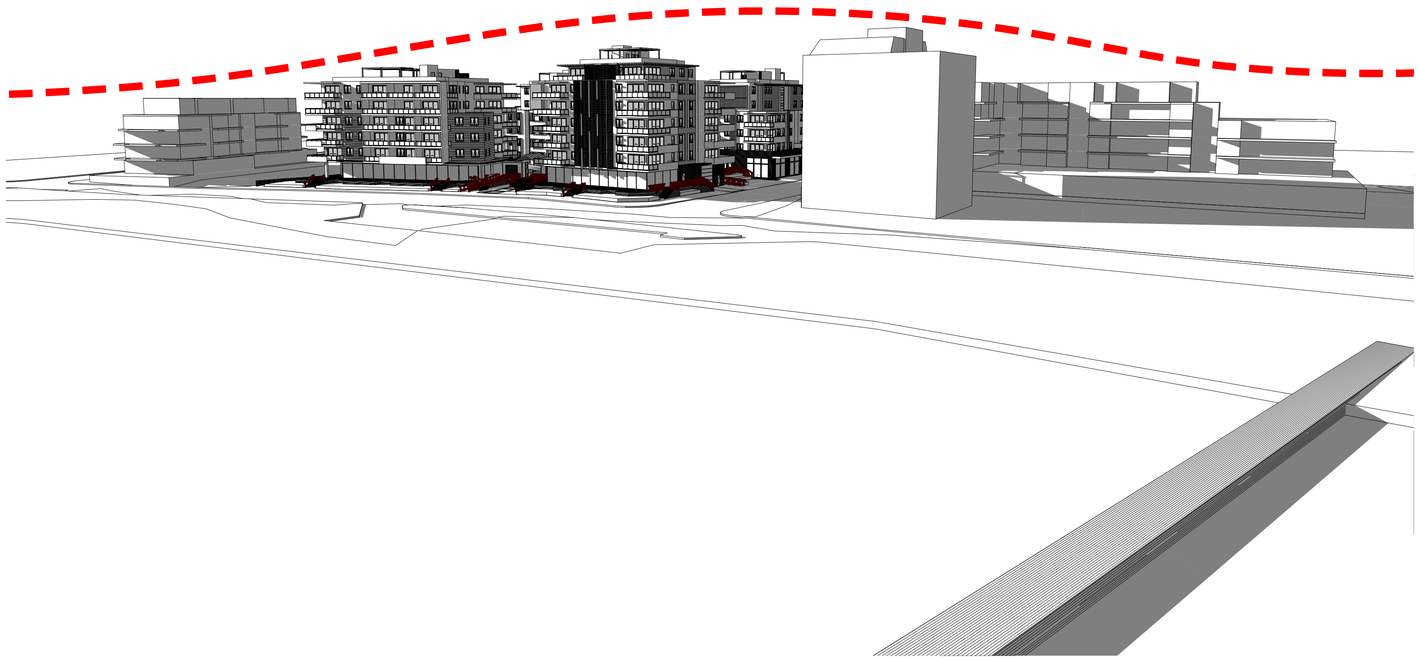

3 - VIEW FROM SOUTH JETTY

The builder shall check and verify all dimensions and verify all errors and omissions to the Architect. Do not scale the drawings. Drawings shall not be used for construction purposes until issued by the Architect for construction.

coeve design
ACN 091 651 667

34A Hamilton Street, Mont Albert Vic 3127
Phone: (03) 9899 6471
Fax: (03) 9899 6515
Email: coeve1@coevedesign.com.au
Web: www.coevedesign.com.au

Project:
32 BROOKS PARADE

Drawing Title:
CONCEPTS VIEWS FROM LAKE MACQUARIE

Client: ---

Scale: NA

Issued:

Drawn By:

Revision: 30 SEP 2020

Project No: ---

Drawing No.: DA26-H

1 - VIEW FROM NORTH WEST CORNER OFBROOKS PARADE

2 - VIEW FROM SHARP STREET LOOKING NORTH TO BUILDING A

3 - VIEW FROM EDGAR STREET LOOKING WEST TO BUILDING D

The builder shall check and verify all dimensions and verify all errors and omissions to the Architect. Do not scale the drawings. Drawings shall not be used for construction purposes until issued by the Architect for construction.

coeve design
ACN 091 601 667

34A Hamilton Street, Mont Albert Vic 3127
Phone: (03) 9899 6471
Fax: (03) 9899 6515
Email: coeve1@coevedesign.com.au
Web: www.coevedesign.com.au

Project:
32 BROOKS PARADE

Drawing Title:
COLOUR PERSPECTIVES

Client: ---

Scale: NA | Issued:

Drawn By: | Revision: 30 SEP 2020

Project No: --- | Drawing No.: DA27-H

1 - VIEW FROM EDGAR STREET LOOKING SOUTH TO BUILDING D

2 - VIEW FROM EDGAR STREET LOOKING SOUTH TO BUILDING C

3 - VIEW FROM CANAL BETWEEN BUILDINGS B AND C

The builder shall check and verify all dimensions and verify all errors and omissions to the Architect. Do not scale the drawings. Drawings shall not be used for construction purposes until issued by the Architect for construction.

coeve design
ACN 091 601 667

34A Hamilton Street, Mont Albert Vic 3127
Phone: (03) 9899 6471
Fax: (03) 9899 6515
Email: coeve1@coevedesign.com.au
Web: www.coevedesign.com.au

Project:
32 BROOKS PARADE

Drawing Title:
COLOUR PERSPECTIVES

Client: ---

Scale: NA

Issued:

Drawn By:

Revision: 30 SEP 2020

Project No:

Drawing No.:
DA28-H

1 - BROOKS PARADE MAIN ENTRY VIEW TOWARDS BUILDING A

2 - VIEW FROM SHARP STREET BETWEEN BUILDINGS A AND D



3 - PODIUM VIEW TOWARDS LAKE MACQUARIE

The builder shall check and verify all dimensions and verify all errors and omissions to the Architect. Do not scale the drawings. Drawings shall not be used for construction purposes until issued by the Architect for construction.

coeve design
ACN 601 601 667

34A Hamilton Street, Mont Albert Vic 3127
Phone: (03) 9899 6471
Fax: (03) 9899 6515
Email: coeve1@coevedesign.com.au
Web: www.coevedesign.com.au

Project:
32 BROOKS PARADE

Drawing Title:
COLOUR PERSPECTIVES

Client: ---

Scale: 1:45.87, 1:62.47, 1:70.16 @ A1

Issued:

Drawn By:

Revision: 30 SEP 2020

Project No:

Drawing No.:
DA29-H

1
-

Solar Access at 9.00 am

2
-

Solar Access at 10.00 am

3
-

Solar Access at 11.00 am

4
-

Solar Access at 12.00 noon

5
-

Solar Access at 1.00 pm

6
-

Solar Access at 2.00 pm

7
-

Solar Access at 3.00 pm

The builder shall check and verify all dimensions and verify all errors and omissions to the Architect. Do not scale the drawings. Drawings shall not be used for construction purposes until issued by the Architect for construction.

coeve design
34A Hamilton Street, Mont Albert Vic 3127
Phone: (03) 9899 6471
Fax: (03) 9899 6515
Email: coeve1@coevedesign.com.au
Web: www.coevedesign.com.au

Project:
32 BROOKS PARADE

Drawing Title:
SOLAR ACCESS BUILDING A
Units 101, 102, 201, 202, 301, 302, 401, 402, 501, 502, 601, 602

Client: ---

Scale: NA	Issued:
Drawn By:	Revision: 30 SEP 2020
Project No: ---	Drawing No.: DA31-H

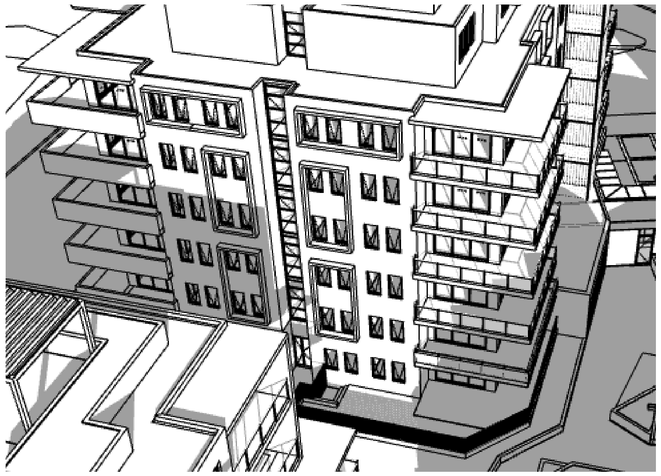

1 - Solar Access at 9.00 am

2 - Solar Access at 10.00 am

3 - Solar Access at 11.00 am

4 - Solar Access at 12.00 noon

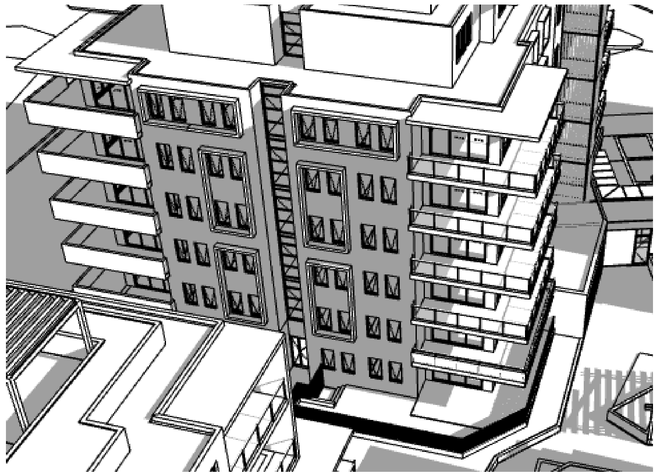

5 - Solar Access at 1.00 pm

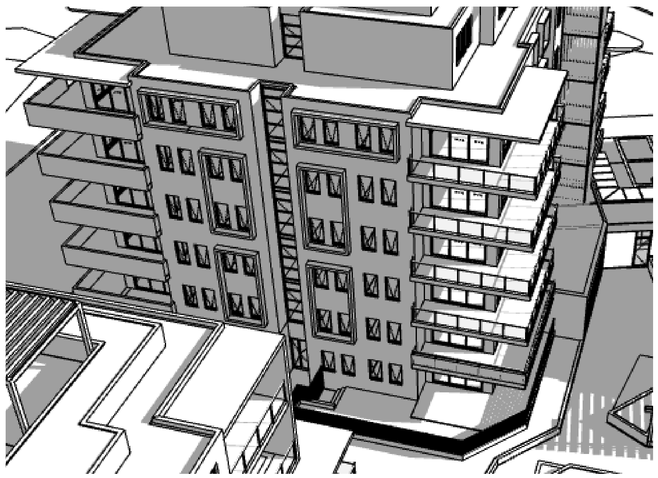

6 - Solar Access at 2.00 pm

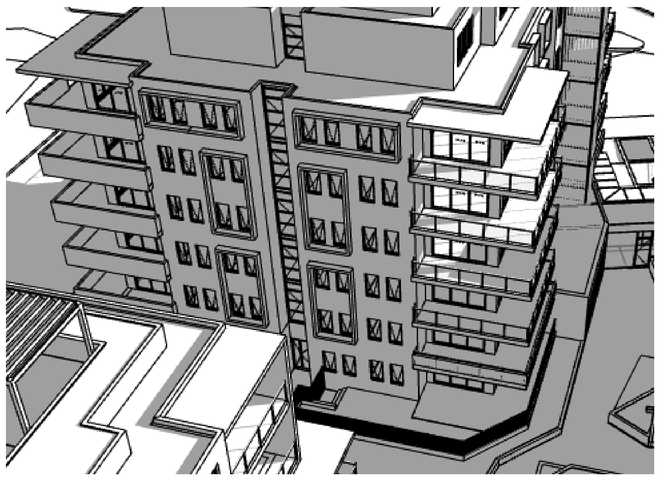

7 - Solar Access at 3.00 pm

The builder shall check and verify all dimensions and verify all errors and omissions to the Architect. Do not scale the drawings. Drawings shall not be used for construction purposes until issued by the Architect for construction.

coeve design

34A Hamilton Street, Mont Albert Vic 3127
Phone: (03) 9899 6471
Fax: (03) 9899 6515
Email: coeve1@coevedesign.com.au
Web: www.coevedesign.com.au

Project:
32 BROOKS PARADE

Drawing Title:
SOLAR ACCESS BUILDING A
Units G01, 103, 104, 203, 204, 303, 304, 403, 404, 503, 504

Client: ---

Scale:	Issued:
Drawn By:	Revision: 30 SEP 2020
Project No: ---	Drawing No.: DA32-H

1 - Solar Access at 9.00 am

2 - Solar Access at 10.00 am

3 - Solar Access at 11.00 am

4 - Solar Access at 12.00 noon

5 - Solar Access at 1.00 pm

6 - Solar Access at 2.00 pm

7 - Solar Access at 3.00 pm

The builder shall check and verify all dimensions and verify all errors and omissions to the Architect. Do not scale the drawings. Drawings shall not be used for construction purposes until issued by the Architect for construction.

coeve design PTY LTD ACN 607 627 467

34A Hamilton Street, Mont Albert Vic 3127
Phone: (03) 9899 6471
Fax: (03) 9899 6515
Email: coeve1@coevedesign.com.au
Web: www.coevedesign.com.au

Project:
32 BROOKS PARADE

Drawing Title:
SOLAR ACCESS BUILDING B
Units 101, 102, 103, 201, 202, 203, 301, 302, 303, 401, 402, 501, 502

Client: ---

Scale: NA | Issued:

Drawn By: | Revision: 30 SEP 2020

Project No: **---** | Drawing No.: **DA33-H**

1 - Solar Access at 9.00 am

2 - Solar Access at 10.00 am

3 - Solar Access at 11.00 am

4 - Solar Access at 12.00 noon

5 - Solar Access at 1.00 pm

6 - Solar Access at 2.00 pm

7 - Solar Access at 3.00 pm

The builder shall check and verify all dimensions and verify all errors and omissions to the Architect. Do not scale the drawings. Drawings shall not be used for construction purposes until issued by the Architect for construction.

coeve design PTY LTD ACN 607 607 497

34A Hamilton Street, Mont Albert Vic 3127
Phone: (03) 9899 6471
Fax: (03) 9899 6515
Email: coeve1@coevedesign.com.au
Web: www.coevedesign.com.au

Project:
32 BROOKS PARADE

Drawing Title:
SOLAR ACCESS BUILDING B
Units 104, 105, 106, 204, 205, 206, 304, 305, 306, 403, 404, 405, 503, 504, 505

Client: ---

Scale: NA

Issued:

Drawn By:

Revision: 30 SEP 2020

Project No:

Drawing No.:
DA34-H

1
-
Solar Access at 9.00 am

2
-
Solar Access at 10.00 am

3
-
Solar Access at 11.00 am

4
-
Solar Access at 12.00 noon

5
-
Solar Access at 1.00 pm

6
-
Solar Access at 2.00 pm

7
-
Solar Access at 3.00 pm

The builder shall check and verify all dimensions and verify all errors and omissions to the Architect. Do not scale the drawings. Drawings shall not be used for construction purposes until issued by the Architect for construction.

coeve design
COEVE PTY LTD
ACN 601 551 487

34A Hamilton Street, Mont Albert Vic 3127
Phone: (03) 9899 6471
Fax: (03) 9899 6515
Email: coeve1@coevedesign.com.au
Web: www.coevedesign.com.au

Project:
32 BROOKS PARADE

Drawing Title:
SOLAR ACCESS BUILDING C
Units G02, G03, G04, 102, 103, 104, 202, 203, 204, 302, 303, 304, 401, 402, 501, 502

Client: ---

Scale: NA

Issued:

Drawn By:

Revision: 30 SEP 2020

Project No:

Drawing No.:
DA35-H

1 - Solar Access at 9.00 am

2 - Solar Access at 10.00 am

3 - Solar Access at 11.00 am

4 - Solar Access at 12.00 noon

5 - Solar Access at 1.00 pm

6 - Solar Access at 2.00 pm

7 - Solar Access at 3.00 pm

The builder shall check and verify all dimensions and verify all errors and omissions to the Architect. Do not scale the drawings. Drawings shall not be used for construction purposes until issued by the Architect for construction.

coeve design
34A Hamilton Street, Mont Albert Vic 3127
Phone: (03) 9899 6471
Fax: (03) 9899 6515
Email: coeve1@coevedesign.com.au
Web: www.coevedesign.com.au

Project:
32 BROOKS PARADE

Drawing Title:
SOLAR ACCESS BUILDING C
Units G05, 105, 106, 107, 205, 206, 207, 305, 306, 307, 403, 404, 503, 504

Client: ---

Scale: NA

Issued:

Drawn By:

Revision: 30 SEP 2020

Project No:

Drawing No.:
DA36-H

1 - Solar Access at 9.00 am

2 - Solar Access at 10.00 am

3 - Solar Access at 11.00 am



4 - Solar Access at 12.00 noon

5 - Solar Access at 1.00 pm

6 - Solar Access at 2.00 pm

7 - Solar Access at 3.00 pm

The builder shall check and verify all dimensions and verify all errors and omissions to the Architect. Do not scale the drawings. Drawings shall not be used for construction purposes until issued by the Architect for construction.

coeve design
34A Hamilton Street, Mont Albert Vic 3127
Phone: (03) 9899 6471
Fax: (03) 9899 6515
Email: coeve1@coevedesign.com.au
Web: www.coevedesign.com.au

Project:
32 BROOKS PARADE

Drawing Title:
SOLAR ACCESS BUILDING D
Units G01, G02, 102, 03, 104, 202, 203, 204, 302, 303, 304, 401, 402, 403, 501, 502, 503

Client: ---

Scale: NA00.26 @ A1

Issued:

Drawn By:

Revision: 30 SEP 2020

Project No:

Drawing No.:
DA37-H

1 - Solar Access at 9.00 am

2 - Solar Access at 10.00 am

3 - Solar Access at 11.00 am

4 - Solar Access at 12.00 noon

5 - Solar Access at 1.00 pm

6 - Solar Access at 2.00 pm

7 - Solar Access at 3.00 pm

The builder shall check and verify all dimensions and verify all errors and omissions to the Architect. Do not scale the drawings. Drawings shall not be used for construction purposes until issued by the Architect for construction.

coeve design
34A Hamilton Street, Mont Albert Vic 3127
Phone: (03) 9899 6471
Fax: (03) 9899 6515
Email: coeve1@coevedesign.com.au
Web: www.coevedesign.com.au

Project:
32 BROOKS PARADE

Drawing Title:
SOLAR ACCESS BUILDING D
Units 105, 106, 205, 206, 305, 306, 403, 404, 504

Client: ---

Scale: NA

Issued:

Drawn By:

Revision: 30 SEP 2020

Project No:

Drawing No.:
DA38-H

LOOKING SOUTH FROM BROOKS PARADE

LOOKING NORTH FROM WATER FRONT PIER

LOOKING NORTH EAST FROM LAKE

The builder shall check and verify all dimensions and verify all errors and omissions to the Architect. Do not scale the drawings. Drawings shall not be used for construction purposes until issued by the Architect for construction.

coeve design
CHCI PTY LTD
ACN 601 601 667

34A Hamilton Street, Mont Albert Vic 3127
Phone: (03) 9899 6471
Fax: (03) 9899 6515
Email: coeve1@coevedesign.com.au
Web: www.coevedesign.com.au

Project:
32 BROOKS PARADE

Drawing Title:
PHOTO MONTAGES

Client: ---	
Scale: NA	Issued:
Drawn By:	Revision: 30 SEP 2020
Project No: ---	Drawing No.: DA40-H

LOOKING NORTH WEST FROM COLES CARPARK

LOOKING NORTH WEST FROM EDGAR STREET

LOOKING NORTH FROM BROOKS PARADE

LOOKING SOUTH FROM CNR ALBERT AND MARKS STREETS

The builder shall check and verify all dimensions and verify all errors and omissions to the Architect. Do not scale the drawings. Drawings shall not be used for construction purposes until issued by the Architect for construction.

coeve design
ACN 091 601 667

34A Hamilton Street, Mont Albert Vic 3127
Phone: (03) 9899 6471
Fax: (03) 9899 6515
Email: coeve1@coevedesign.com.au
Web: www.coevedesign.com.au

Project:
32 BROOKS PARADE

Drawing Title:
PHOTO MONTAGES

Client: ---

Scale: NA	Issued:
Drawn By:	Revision: 30 SEP 2020
Project No: ---	Drawing No.: DA41-H

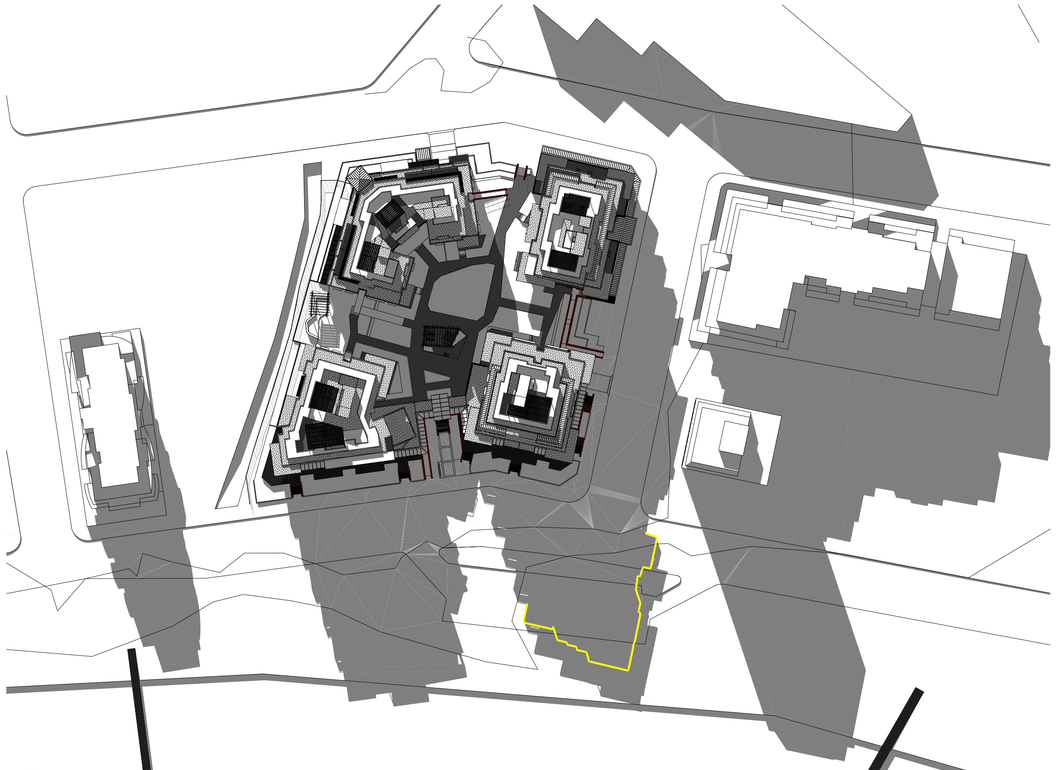

1
-
SHADOW DIAMGRAM 9AM
1:750

2
-
SHADOW DIAMGRAM 10AM
1:750

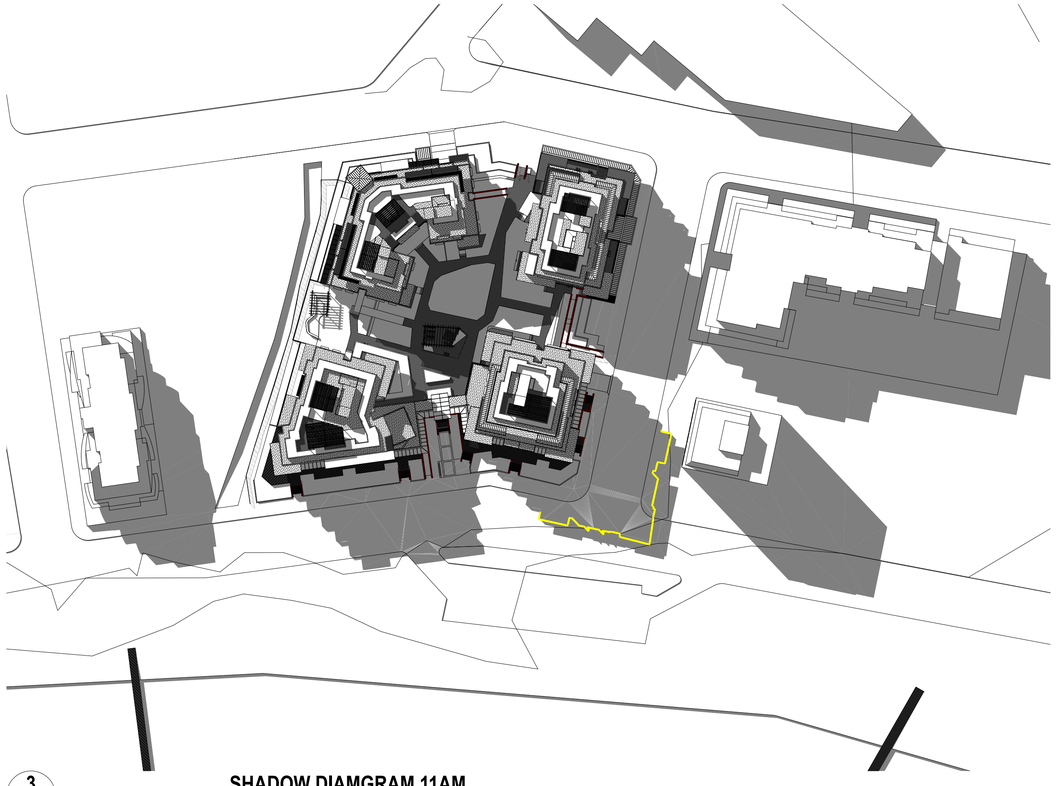

3
-
SHADOW DIAMGRAM 11AM
1:750

YELLOW LINE SHOWS OUTLINE OF BUILDING A WITH 2 INTERMEDIATE STOREYS REMOVED

The builder shall check and verify all dimensions and verify all errors and omissions to the Architect. Do not scale the drawings. Drawings shall not be used for construction purposes until issued by the Architect for construction.

coeve design
PHO PTY LTD
ACN 601 601 487

34A Hamilton Street, Mont Albert Vic 3127
Phone: (03) 9899 6471
Fax: (03) 9899 6515
Email: coeve1@coevedesign.com.au
Web: www.coevedesign.com.au

Project:
32 BROOKS PARADE

Drawing Title:
SHADOW DIAGRAMS MID WINTER WITH 6-STOREY BUILDING COMPARISON

Client: ---

Scale: 1:750 @ A1

Issued:

Drawn By:

Revision: 30 SEP 2020

Project No:

Drawing No.:
DA42-H

1
-
SHADOW DIAMGRAM 12PM
1:750

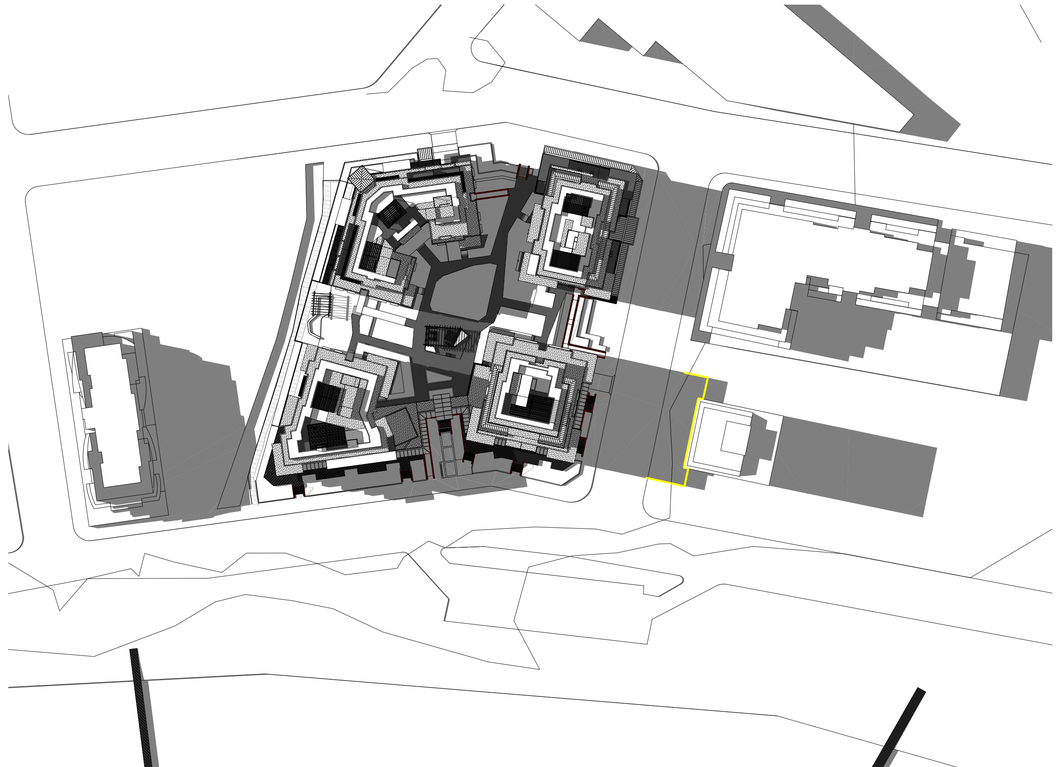

2
-
SHADOW DIAMGRAM 1PM
1:750

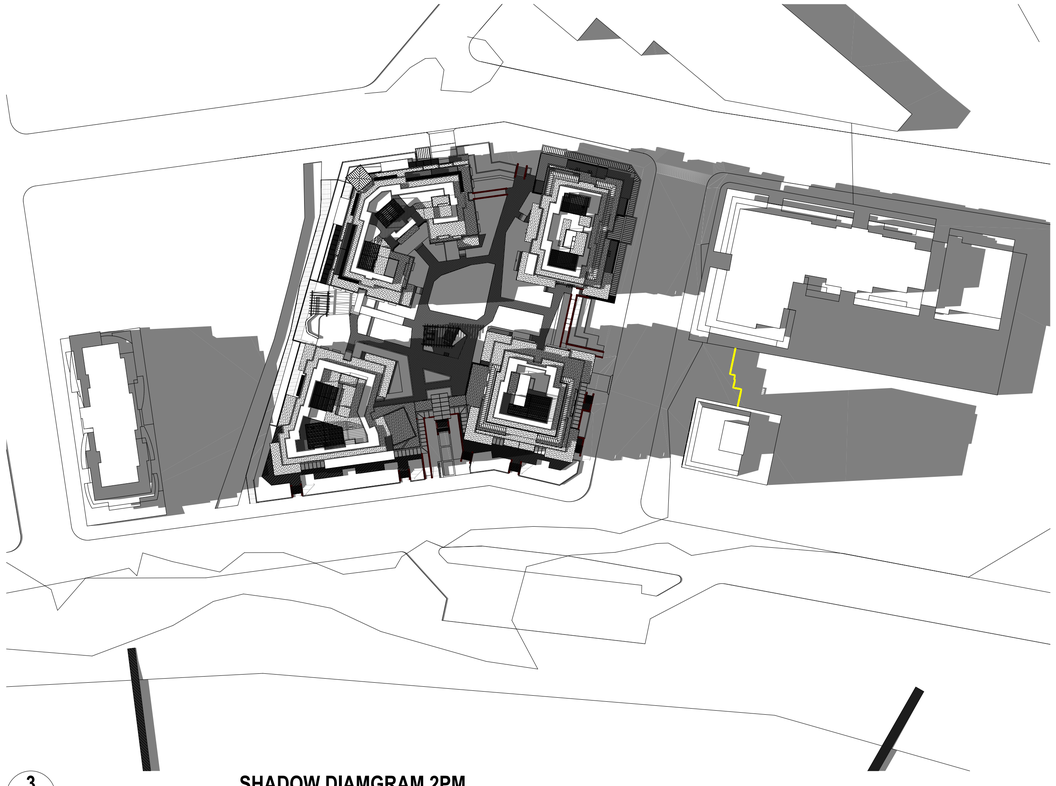

3
-
SHADOW DIAMGRAM 2PM
1:750

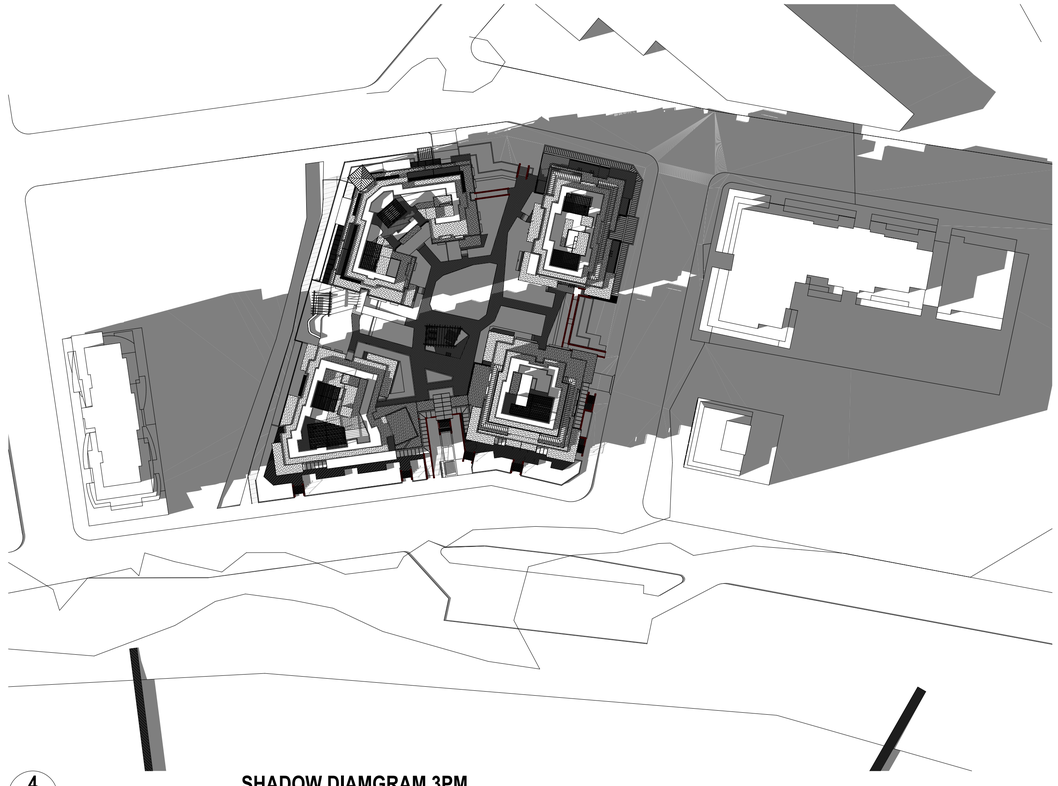

4
-
SHADOW DIAMGRAM 3PM
1:750

YELLOW LINE SHOWS OUTLINE OF BUILDING A WITH 2 INTERMEDIATE STOREYS REMOVED

The builder shall check and verify all dimensions and verify all errors and omissions to the Architect. Do not scale the drawings. Drawings shall not be used for construction purposes until issued by the Architect for construction.

coeve design
COEVE PTY LTD.
ACN 601 551 497
34A Hamilton Street, Mont Albert Vic 3127
Phone: (03) 9899 6471
Fax: (03) 9899 6515
Email: coeve1@coevedesign.com.au
Web: www.coevedesign.com.au

Project:
32 BROOKS PARADE

Drawing Title:
SHADOW DIAGRAMS MID WINTER WITH 6-STOREY BUILDING COMPARISON

Client: ---

Scale: 1:750 @ A1

Issued:

Drawn By:

Revision: 30 SEP 2020

Project No:

Drawing No.:
DA43-H

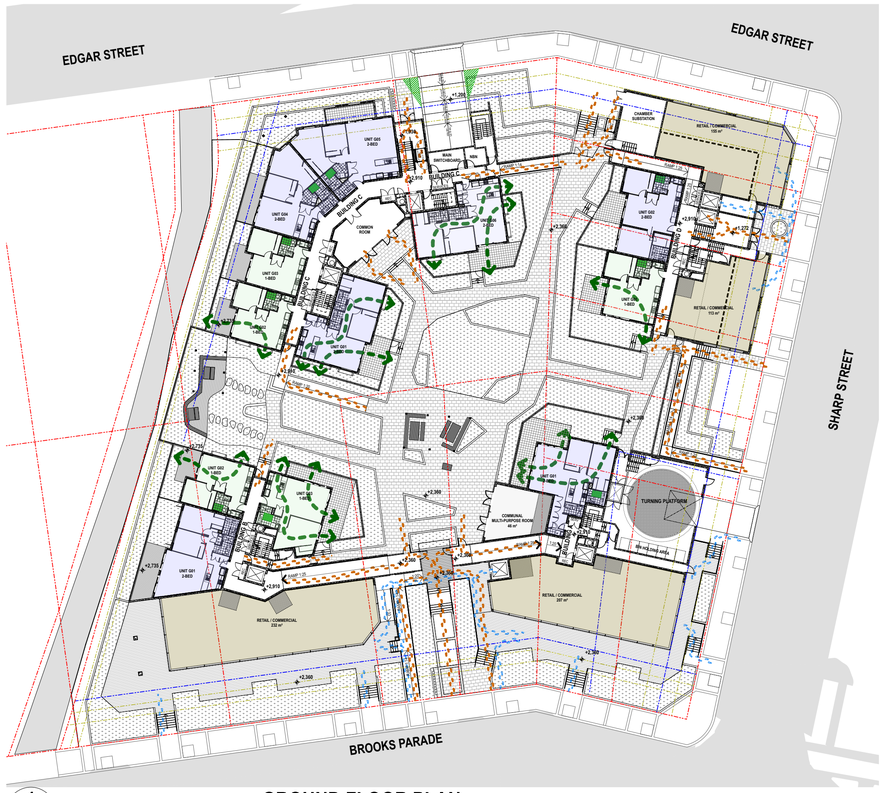

1 -

GROUND FLOOR PLAN

1:400

2 -

FIRST - THIRD FLOOR PLANS

1:400

CROSS VENTILATION ROUTE
VIEWS FROM RESIDENTIAL LOBBIES
RESIDENTIAL ACCESS ROUTE
COMMERCIAL VISITORS ACCESS ROUTE

3 -

FOURTH FIFTH FLOOR PLANS

1:400

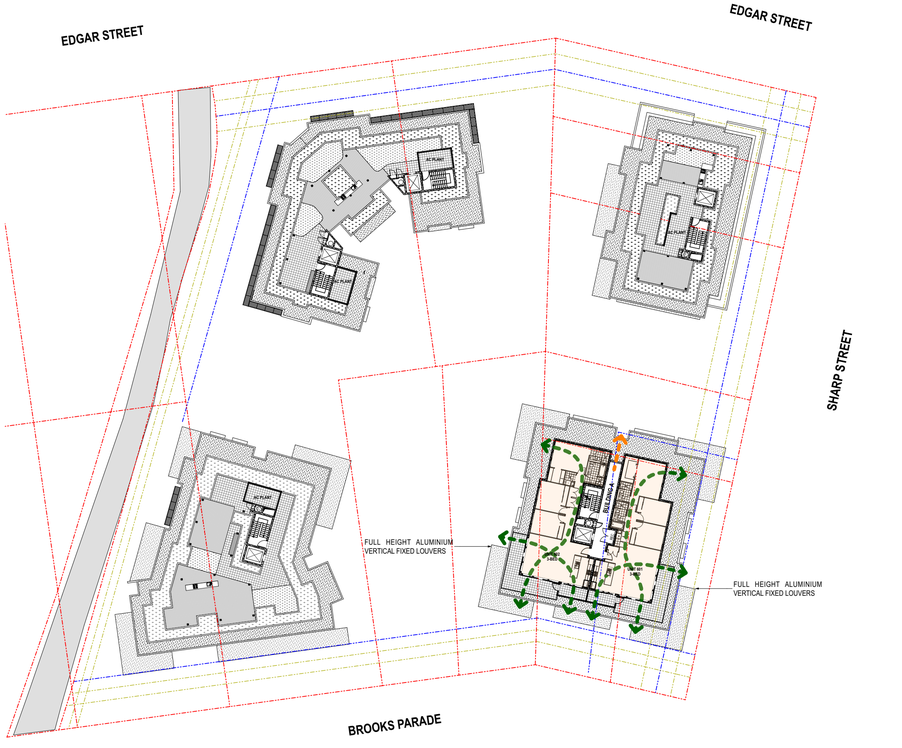

4 -

SIXTH FLOOR PLAN

1:400

The builder shall check and verify all dimensions and verify all errors and omissions to the Architect. Do not scale the drawings. Drawings shall not be used for construction purposes until issued by the Architect for construction.

coeve design
34A Hamilton Street, Mont Albert Vic 3127
Phone: (03) 9899 6471
Fax: (03) 9899 6515
Email: coeve1@coevedesign.com.au
Web: www.coevedesign.com.au

Project:
32 BROOKS PARADE

Drawing Title:
CROSS-VENTILATION, ACCESS, AND SEPARATION SCHEMATICS

Client: ---

Scale: 1:400 @ A1

Issued:

Drawn By:

Revision: 30 SEP 2020

Project No: ---

Drawing No.: DA45-H

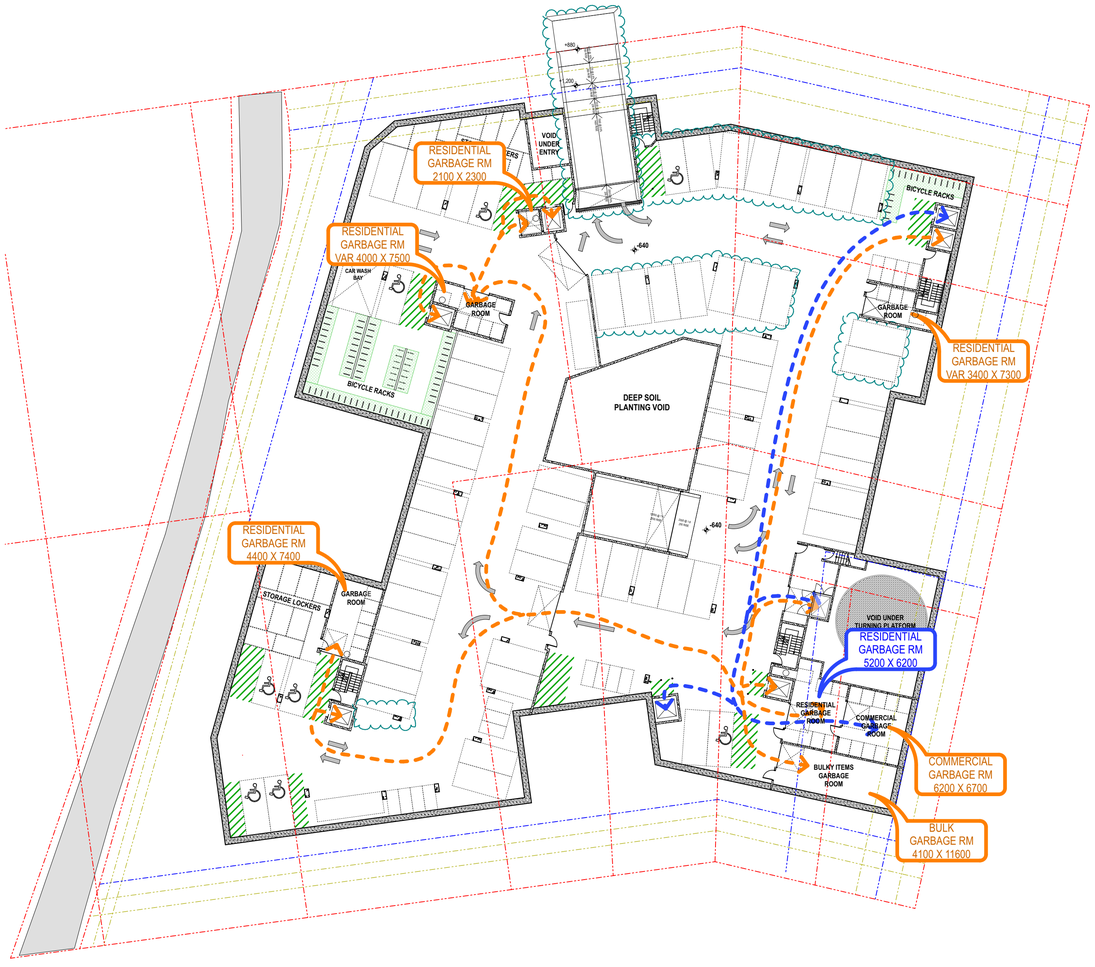

2 - **BASEMENT B1 FLOOR PLAN** 1:300

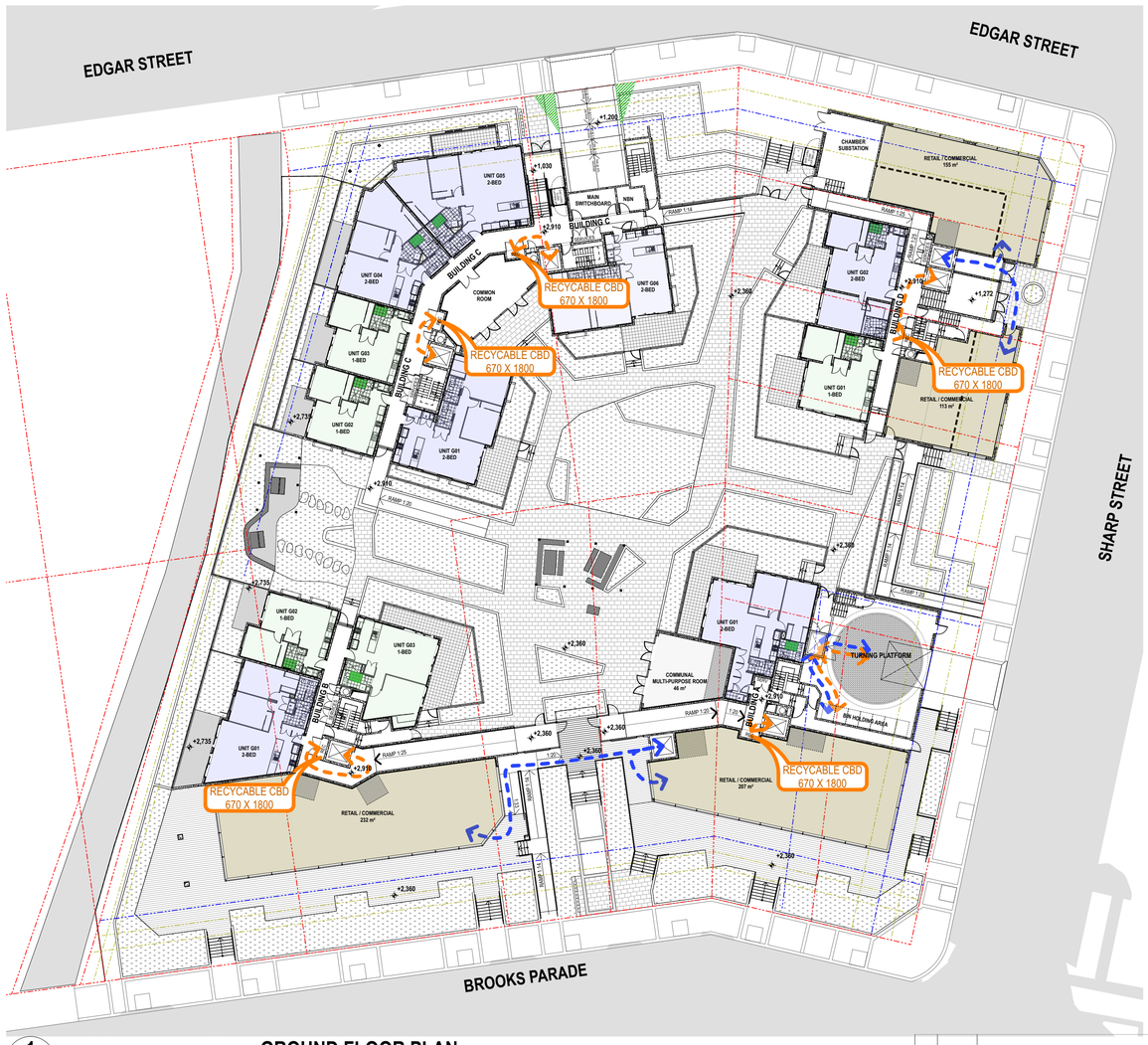

1 - **GROUND FLOOR PLAN** 1:300

RESIDENTIAL GARBAGE REMOVAL ROUTE

COMMERCIAL GARBAGE REMOVAL ROUTE

The builder shall check and verify all dimensions and verify all errors and omissions to the Architect. Do not scale the drawings. Drawings shall not be used for construction purposes until issued by the Architect for construction.

coeve design
34A Hamilton Street, Mont Albert Vic 3127
Phone: (03) 9899 6471
Fax: (03) 9899 6515
Email: coeve1@coevedesign.com.au
Web: www.coevedesign.com.au

Project: **32 BROOKS PARADE**

Drawing Title: **WASTE REMOVAL CIRCULATION**

Client: ---

Scale: 1:300, 1:303.03 @ A1

Issued:

Drawn By:

Revision: 30 SEP 2020

Project No: **---**

Drawing No.: **DA46-H**



5. View south west from Brooks Parade



6. View east from corner of Edgar Street

7. View south from corner of Edgar and Herbert Streets

8. View west from corner of Edgar and Sharp Streets

9. View south west Sharp Street



10. View south west along Brooks Parade



4. View south west from Brooks Parade

3. View east along canal from Brooks Parade

2. View south along Brooks Parade



1. View north from Brooks Parade car park

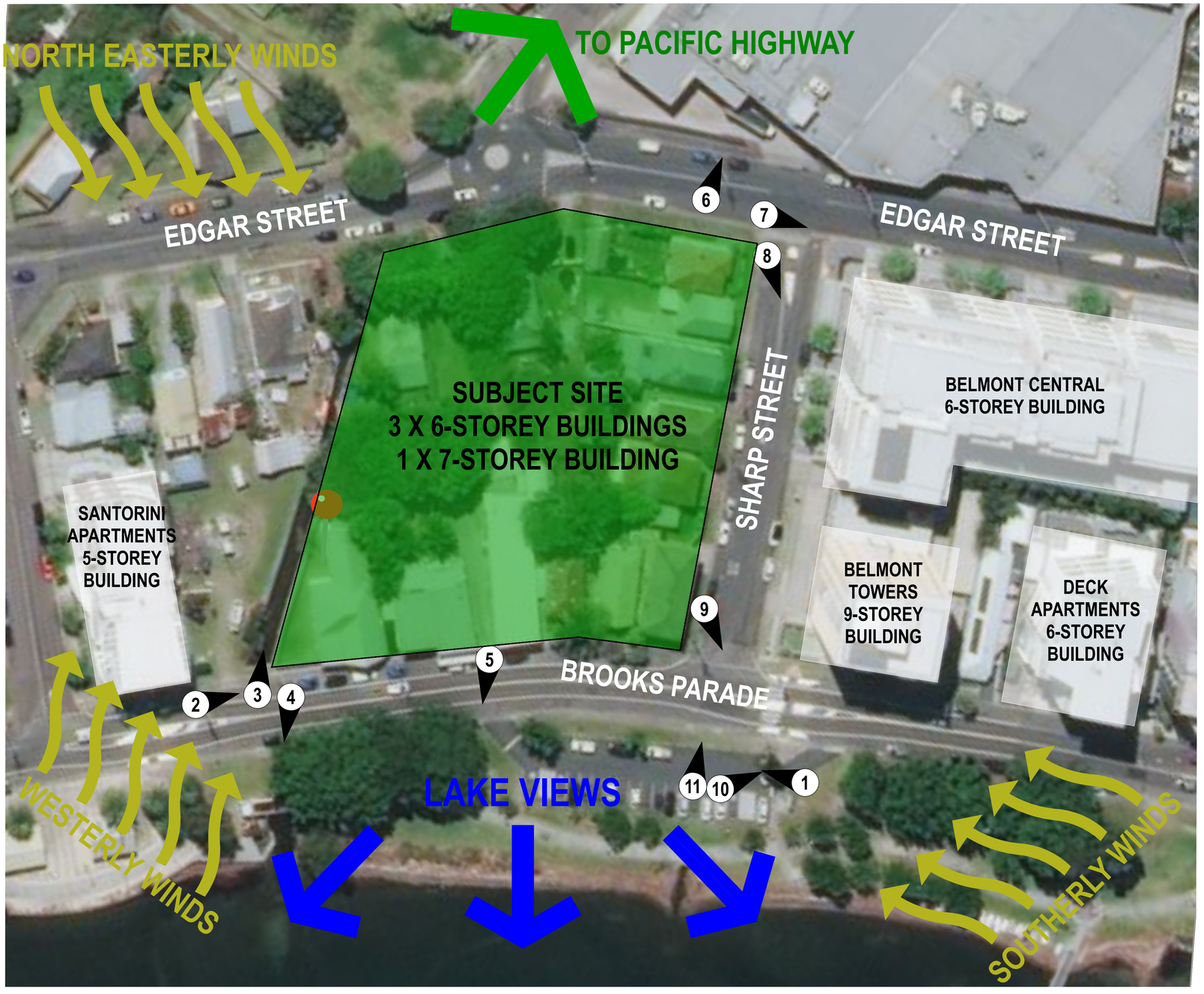

11. View east along Sharp Street

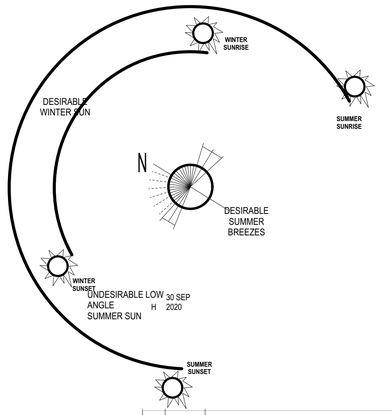

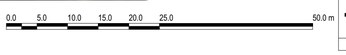

The builder shall check and verify all dimensions and verify all errors and omissions to the Architect. Do not scale the drawings. Drawings shall not be used for construction purposes until issued by the Architect for construction.

coeve design
34A Hamilton Street, Mont Albert Vic 3127
Phone: (03) 9899 6471
Fax: (03) 9899 6515
Email: coeve1@coevedesign.com.au
Web: www.coevedesign.com.au

Project:
32 BROOKS PARADE

Drawing Title:
SITE ANALYSIS PLAN

Client: ---

Scale: 1:500 @ A1	Issued:
Drawn By:	Revision: 30 SEP 2020
Project No: ---	Drawing No.: DA50-H

BUILDING A

UNIT NO	TYPE	UNIT AREA	BALCONY AREA	CROSS VENT	KITCHEN WINDOW	SOUTH FACING	SILVER STANDARD	ADAPTABLE UNIT	9.00 am BAL	9.00 am LIV	10.00 am BAL	10.00 am LIV	11.00 am BAL	11.00 am LIV	12.00 pm BAL	12.00 pm LIV	1.00 pm BAL	1.00 pm LIV	2.00 pm BAL	2.00 pm LIV	3.00 pm BAL	3.00 pm LIV	3 HR MIN SOLAR
G01	2-BEDROOM	85 M2	63 M2	Y	N	N	Y				Y	Y	Y	Y	Y	Y	Y	Y	Y				Y
101	3-BEDROOM	112 M2	33 M2	Y	Y	N	Y	Y															
102	3-BEDROOM	111 M2	33 M2	Y	Y	N	Y	Y	Y	Y	Y	Y	Y	Y	Y	Y	Y	Y					Y
103	3-BEDROOM	102 M2	24 M2	Y	N	N	Y	Y					Y	Y	Y	Y	Y	Y	Y	Y			Y
104	3-BEDROOM	102 M2	22 M2	Y	N	N	Y	Y					Y	Y									
201	3-BEDROOM	112 M2	33 M2	Y	Y	N	Y	Y															
202	3-BEDROOM	111 M2	33 M2	Y	Y	N	Y	Y	Y	Y	Y	Y	Y	Y	Y	Y	Y	Y					Y
203	3-BEDROOM	102 M2	23 M2	Y	N	N	Y	Y			Y	Y	Y	Y	Y	Y	Y	Y	Y	Y			Y
204	3-BEDROOM	102 M2	22 M2	Y	N	N	Y	Y			Y	Y	Y	Y									
301	3-BEDROOM	112 M2	33 M2	Y	Y	N	Y	Y															
302	3-BEDROOM	111 M2	33 M2	Y	Y	N	Y	Y	Y	Y	Y	Y	Y	Y	Y	Y	Y	Y	Y	Y			Y
303	3-BEDROOM	102 M2	23 M2	Y	N	N	Y	Y	Y	Y	Y	Y	Y	Y	Y	Y	Y	Y	Y	Y	Y		Y
304	3-BEDROOM	102 M2	22 M2	Y	N	N	Y	Y			Y	Y	Y	Y									
401	3-BEDROOM	112 M2	33 M2	Y	Y	N	Y	Y															
402	3-BEDROOM	111 M2	33 M2	Y	Y	N	Y	Y	Y	Y	Y	Y	Y	Y	Y	Y	Y	Y	Y	Y	Y	Y	Y
403	3-BEDROOM	102 M2	23 M2	Y	N	N	Y	Y	Y	Y	Y	Y	Y	Y	Y	Y	Y	Y	Y	Y	Y	Y	Y
404	3-BEDROOM	102 M2	22 M2	Y	N	N	Y	Y	Y	Y	Y	Y	Y	Y									
501	3-BEDROOM	112 M2	33 M2	Y	Y	N	Y	Y															
502	3-BEDROOM	111 M2	33 M2	Y	Y	N	Y	Y	Y	Y	Y	Y	Y	Y	Y	Y	Y	Y	Y	Y	Y	Y	Y
503	3-BEDROOM	102 M2	23 M2	Y	N	N	Y	Y	Y	Y	Y	Y	Y	Y	Y	Y	Y	Y	Y	Y	Y	Y	Y
504	3-BEDROOM	102 M2	22 M2	Y	N	N	Y	Y	Y	Y	Y	Y	Y	Y									
601	3-BEDROOM	120 M2	29 M2	Y	Y	N																	
602	3-BEDROOM	122 M2	31 M2	Y	Y	N			Y	Y	Y	Y	Y	Y	Y	Y	Y	Y	Y	Y	Y	Y	Y
23				**23**	**12**	**0**	**21**	**20**	**11**	**11**	**15**	**15**	**17**	**17**	**12**	**12**	**12**	**12**	**10**	**9**	**6**	**5**	**12**

BUILDING B

UNIT NO	TYPE	UNIT AREA	BALCONY AREA	CROSS VENT	KITCHEN WINDOW	SOUTH FACING	SILVER STANDARD	ADAPTABLE UNIT	9.00 am BAL	9.00 am LIV	10.00 am BAL	10.00 am LIV	11.00 am BAL	11.00 am LIV	12.00 pm BAL	12.00 pm LIV	1.00 pm BAL	1.00 pm LIV	2.00 pm BAL	2.00 pm LIV	3.00 pm BAL	3.00 pm LIV	3 HR MIN SOLAR
G01	2-BEDROOM	85 M2	40 M2	N	N	N			Y	Y	Y	Y	Y	Y	Y	Y	Y	Y	Y	Y	Y	Y	Y
G02	1-BEDROOM	51 M2	23 M2	Y	Y	N	Y		Y	Y	Y	Y	Y	Y	Y	Y	Y	Y	Y	Y	Y	Y	Y
G03	2-BEDROOM	68 M2	45 M2	Y	Y	N	Y	Y					Y	Y	Y	Y							
101	2-BEDROOM	85 M2	13 M2	Y	N	N																	
102	2-BEDROOM	78 M2	23 M2	N	N	N																	
103	2-BEDROOM	78 M2	25 M2	Y	Y	N			Y	Y	Y	Y	Y	Y	Y	Y	Y	Y	Y	Y	Y	Y	Y
104	2-BEDROOM	85 M2	18 M2	N	N	N			Y	Y	Y	Y	Y	Y	Y	Y	Y	Y	Y	Y	Y	Y	Y
105	1-BEDROOM	51 M2	11 M2	Y	Y	N	Y		Y	Y	Y	Y	Y	Y	Y	Y	Y	Y	Y	Y	Y	Y	Y
106	2-BEDROOM	83 M2	28 M2	Y	Y	N	Y	Y			Y	Y	Y	Y	Y	Y	Y	Y					Y
201	2-BEDROOM	85 M2	13 M2	Y	N	N																	
202	2-BEDROOM	78 M2	23 M2	N	N	N																	
203	2-BEDROOM	78 M2	25 M2	Y	Y	N			Y	Y	Y	Y	Y	Y	Y	Y	Y	Y	Y	Y	Y	Y	Y
204	2-BEDROOM	85 M2	18 M2	N	N	N			Y	Y	Y	Y	Y	Y	Y	Y	Y	Y	Y	Y	Y	Y	Y
205	1-BEDROOM	51 M2	11 M2	Y	Y	N	Y		Y	Y	Y	Y	Y	Y	Y	Y	Y	Y	Y	Y	Y	Y	Y
206	2-BEDROOM	83 M2	28 M2	Y	Y	N	Y	Y			Y	Y	Y	Y	Y	Y	Y	Y					Y
301	2-BEDROOM	85 M2	13 M2	Y	N	N																	
302	2-BEDROOM	78 M2	23 M2	N	N	N																	
303	2-BEDROOM	78 M2	25 M2	Y	Y	N			Y	Y	Y	Y	Y	Y	Y	Y	Y	Y	Y	Y	Y	Y	Y
304	2-BEDROOM	85 M2	18 M2	N	N	N			Y	Y	Y	Y	Y	Y	Y	Y	Y	Y	Y	Y	Y	Y	Y
305	1-BEDROOM	51 M2	11 M2	Y	Y	N	Y		Y	Y	Y	Y	Y	Y	Y	Y	Y	Y	Y	Y	Y	Y	Y
306	2-BEDROOM	83 M2	28 M2	Y	Y	N	Y	Y			Y	Y	Y	Y	Y	Y	Y	Y					Y
401	3-BEDROOM	117 M2	40 M2	Y	Y	N	Y																
402	2-BEDROOM	78 M2	26 M2	Y	Y	N			Y	Y	Y	Y	Y	Y	Y	Y	Y	Y	Y	Y	Y	Y	Y
403	2-BEDROOM	85 M2	18 M2	N	N	N			Y	Y	Y	Y	Y	Y	Y	Y	Y	Y	Y	Y	Y	Y	Y
404	1-BEDROOM	51 M2	12 M2	Y	Y	N	Y		Y	Y	Y	Y	Y	Y	Y	Y	Y	Y	Y	Y	Y	Y	Y
405	2-BEDROOM	83 M2	28 M2	Y	Y	N	Y	Y	Y	Y	Y	Y	Y	Y	Y	Y	Y	Y					Y
501	3-BEDROOM	117 M2	40 M2	Y	Y	N	Y																
502	2-BEDROOM	78 M2	26 M2	Y	Y	N			Y	Y	Y	Y	Y	Y	Y	Y	Y	Y	Y	Y	Y	Y	Y
503	2-BEDROOM	85 M2	18 M2	N	N	N			Y	Y	Y	Y	Y	Y	Y	Y	Y	Y	Y	Y	Y	Y	Y
504	1-BEDROOM	51 M2	12 M2	Y	Y	N	Y		Y	Y	Y	Y	Y	Y	Y	Y	Y	Y	Y	Y	Y	Y	Y
505	2-BEDROOM	83 M2	28 M2	Y	Y	N	Y	Y	Y	Y	Y	Y	Y	Y	Y	Y	Y	Y					Y
31				**22**	**19**	**0**	**14**	**6**	**19**	**19**	**22**	**22**	**23**	**23**	**23**	**23**	**22**	**22**	**17**	**17**	**17**	**17**	**21**

UNIT NO	TYPE	UNIT AREA	BALCONY AREA	CROSS VENT	KITCHEN WINDOW	SOUTH FACING	SILVER STANDARD	ADAPTABLE UNIT	9.00 am BAL	9.00 am LIV	10.00 am BAL	10.00 am LIV	11.00 am BAL	11.00 am LIV	12.00 pm BAL	12.00 pm LIV	1.00 pm BAL	1.00 pm LIV	2.00 pm BAL	2.00 pm LIV	3.00 pm BAL	3.00 pm LIV	3 HR MIN SOLAR
G01	2-BEDROOM	83 M2	43 M2	Y	Y	N																	
G02	1-BEDROOM	51 M2	20 M2	Y	Y	N	Y		Y	Y	Y	Y	Y	Y	Y	Y	Y	Y	Y	Y	Y	Y	Y
G03	1-BEDROOM	51 M2	20 M2	N	N	N	Y		Y	Y	Y	Y	Y	Y	Y	Y	Y	Y	Y	Y	Y	Y	Y
G04	2-BEDROOM	79 M2	23 M2	N	N	N	Y	Y	Y	Y	Y	Y	Y	Y	Y	Y	Y	Y	Y	Y	Y	Y	Y
G05	2-BEDROOM	95 M2	13 M2	N	N	N	Y	Y	Y	Y	Y	Y	Y	Y	Y	Y	Y	Y	Y	Y	Y		Y
G06	2-BEDROOM	83 M2	46 M2	Y	Y	N																	
101	2-BEDROOM	83 M2	10 M2	Y	Y	N																	
102	1-BEDROOM	51 M2	10 M2	Y	Y	N	Y		Y	Y	Y	Y	Y	Y	Y	Y	Y	Y	Y	Y	Y	Y	Y
103	1-BEDROOM	50 M2	10 M2	N	N	N			Y	Y	Y	Y	Y	Y	Y	Y	Y	Y	Y	Y	Y	Y	Y
104	3-BEDROOM	107 M2	26 M2	Y	N	N			Y	Y	Y	Y	Y	Y	Y	Y	Y	Y	Y	Y	Y	Y	Y
105	3-BEDROOM	107 M2	26 M2	Y	N	N			Y	Y	Y	Y	Y	Y	Y	Y	Y	Y	Y	Y	Y		Y
106	1-BEDROOM	50 M2	13 M2	N	N	N			Y	Y	Y	Y	Y	Y	Y	Y	Y	Y					Y
107	1-BEDROOM	51 M2	10 M2	Y	Y	N	Y		Y	Y	Y	Y	Y	Y	Y	Y	Y						Y
108	2-BEDROOM	83 M2	10 M2	Y	Y	N																	
201	2-BEDROOM	83 M2	10 M2	Y	Y	N																	
202	1-BEDROOM	51 M2	10 M2	Y	Y	N	Y		Y	Y	Y	Y	Y	Y	Y	Y	Y	Y	Y	Y	Y	Y	Y
203	1-BEDROOM	50 M2	10 M2	N	N	N			Y	Y	Y	Y	Y	Y	Y	Y	Y	Y	Y	Y	Y	Y	Y
204	3-BEDROOM	107 M2	20 M2	Y	N	N			Y	Y	Y	Y	Y	Y	Y	Y	Y	Y	Y	Y	Y	Y	Y
205	3-BEDROOM	107 M2	20 M2	Y	N	N			Y	Y	Y	Y	Y	Y	Y	Y	Y	Y	Y	Y	Y	Y	Y
206	1-BEDROOM	50 M2	13 M2	N	N	N			Y	Y	Y	Y	Y	Y	Y	Y	Y	Y					Y
207	1-BEDROOM	51 M2	10 M2	Y	Y	N	Y		Y	Y	Y	Y	Y	Y	Y	Y	Y						Y
208	2-BEDROOM	83 M2	10 M2	Y	Y	N																	
301	2-BEDROOM	83 M2	10 M2	Y	Y	N																	
302	1-BEDROOM	51 M2	10 M2	Y	Y	N	Y		Y	Y	Y	Y	Y	Y	Y	Y	Y	Y	Y	Y	Y	Y	Y
303	1-BEDROOM	50 M2	10 M2	N	N	N			Y	Y	Y	Y	Y	Y	Y	Y	Y	Y	Y	Y	Y	Y	Y
304	3-BEDROOM	107 M2	20 M2	Y	N	N			Y	Y	Y	Y	Y	Y	Y	Y	Y	Y	Y	Y	Y	Y	Y
305	3-BEDROOM	107 M2	20 M2	Y	N	N			Y	Y	Y	Y	Y	Y	Y	Y	Y	Y	Y	Y	Y	Y	Y
306	1-BEDROOM	50 M2	13 M2	N	N	N			Y	Y	Y	Y	Y	Y	Y	Y	Y	Y					Y
307	1-BEDROOM	51 M2	10 M2	Y	Y	N	Y		Y	Y	Y	Y	Y	Y	Y	Y	Y		Y				Y
308	2-BEDROOM	83 M2	10 M2	Y	Y	N																	
401	2-BEDROOM	84 M2	15 M2	Y	N	N			Y	Y	Y	Y	Y	Y	Y	Y	Y	Y	Y	Y	Y	Y	Y
402	3-BEDROOM	103 M2	16 M2	Y	Y	N			Y	Y	Y	Y	Y	Y	Y	Y	Y	Y	Y	Y	Y	Y	Y
403	3-BEDROOM	103 M2	16 M2	Y	Y	N			Y	Y	Y	Y	Y	Y	Y	Y	Y	Y	Y				Y
404	2-BEDROOM	84 M2	15 M2	Y	N	N			Y	Y	Y	Y	Y	Y	Y	Y	Y	Y	Y				Y
501	2-BEDROOM	84 M2	15 M2	Y	N	N			Y	Y	Y	Y	Y	Y	Y	Y	Y	Y	Y	Y	Y	Y	Y
502	3-BEDROOM	103 M2	16 M2	Y	Y	N			Y	Y	Y	Y	Y	Y	Y	Y	Y	Y	Y	Y	Y	Y	Y
503	3-BEDROOM	103 M2	16 M2	Y	Y	N			Y	Y	Y	Y	Y	Y	Y	Y	Y	Y	Y				Y
504	2-BEDROOM	84 M2	15 M2	Y	N	N			Y	Y	Y	Y	Y	Y	Y	Y	Y	Y	Y	Y	Y		Y
38				**29**	**19**	**0**	**10**	**2**	**30**	**30**	**30**	**30**	**30**	**30**	**30**	**30**	**30**	**24**	**26**	**21**	**21**	**16**	**30**

BUILDING D

UNIT NO	TYPE	UNIT AREA	BALCONY AREA	CROSS VENT	KITCHEN WINDOW	SOUTH FACING	SILVER STANDARD	ADAPTABLE UNIT	9.00 am BAL	9.00 am LIV	10.00 am BAL	10.00 am LIV	11.00 am BAL	11.00 am LIV	12.00 pm BAL	12.00 pm LIV	1.00 pm BAL	1.00 pm LIV	2.00 pm BAL	2.00 pm LIV	3.00 pm BAL	3.00 pm LIV	3 HR MIN SOLAR
G01	1-BEDROOM	57 M2	67 M2	Y	Y	N	Y		Y		Y	Y							Y	Y			Y
G02	2-BEDROOM	77 M2	32 M2	N	N	N	Y		Y	Y	Y	Y	Y	Y	Y	Y							Y
101	2-BEDROOM	82 M2	24 M2	Y	Y	N																	
102	1-BEDROOM	52 M2	31 M2	Y	Y	N			Y		Y	Y	Y	Y	Y	Y	Y	Y			Y	Y	Y
103	1-BEDROOM	50 M2	10 M2	N	N	N	Y		Y		Y	Y	Y	Y									
104	1-BEDROOM	50 M2	10 M2	N	N	N	Y		Y	Y	Y	Y	Y	Y	Y	Y							Y
105	2-BEDROOM	79 M2	41 M2	Y	Y	N			Y	Y	Y	Y	Y	Y	Y	Y	Y	Y					Y
106	2-BEDROOM	86 M2	29 M2	Y	Y	N	Y	Y		Y	Y	Y	Y	Y	Y	Y	Y	Y					Y
201	2-BEDROOM	82 M2	22 M2	Y	Y	N															Y	Y	
202	1-BEDROOM	52 M2	31 M2	Y	Y	N			Y		Y	Y	Y	Y					Y	Y	Y	Y	Y
203	1-BEDROOM	50 M2	10 M2	N	N	N	Y		Y		Y	Y	Y	Y	Y	Y							Y
204	1-BEDROOM	50 M2	10 M2	N	N	N	Y		Y	Y	Y	Y	Y	Y	Y	Y							Y
205	2-BEDROOM	79 M2	23 M2	Y	Y	N			Y	Y	Y	Y	Y	Y	Y	Y	Y	Y					Y
206	2-BEDROOM	86 M2	23 M2	Y	Y	N	Y	Y	Y	Y	Y	Y	Y	Y	Y	Y	Y	Y					Y
301	2-BEDROOM	82 M2	22 M2	Y	Y	N															Y	Y	
302	1-BEDROOM	52 M2	31 M2	Y	Y	N			Y		Y	Y	Y	Y	Y	Y	Y	Y	Y	Y	Y	Y	Y
303	1-BEDROOM	50 M2	10 M2	N	N	N	Y		Y		Y	Y	Y	Y	Y	Y	Y	Y	Y	Y	Y	Y	Y
304	1-BEDROOM	50 M2	10 M2	N	N	N	Y		Y	Y	Y	Y	Y	Y	Y	Y	Y	Y	Y	Y	Y	Y	Y
305	2-BEDROOM	79 M2	23 M2	Y	Y	N			Y	Y	Y	Y	Y	Y	Y	Y	Y	Y	Y	Y			Y
306	2-BEDROOM	86 M2	23 M2	Y	Y	N	Y	Y	Y	Y	Y	Y	Y	Y	Y	Y	Y	Y	Y	Y			Y
401	2-BEDROOM	87 M2	10 M2	Y	Y	N			Y		Y	Y	Y	Y	Y	Y	Y	Y	Y	Y	Y	Y	Y
402	1-BEDROOM	50 M2	10 M2	N	N	N	Y		Y		Y	Y	Y	Y	Y	Y	Y	Y	Y	Y	Y	Y	Y
403	1-BEDROOM	50 M2	10 M2	N	N	N	Y		Y	Y	Y	Y	Y	Y	Y	Y	Y	Y	Y	Y	Y	Y	Y
404	2-BEDROOM	81 M2	26 M2	Y	Y	N			Y	Y	Y	Y	Y	Y	Y	Y	Y	Y	Y	Y	Y	Y	Y
501	2-BEDROOM	87 M2	10 M2	Y	Y	N			Y		Y	Y	Y	Y	Y	Y	Y	Y	Y	Y	Y	Y	Y
502	1-BEDROOM	50 M2	10 M2	N	N	N	Y		Y		Y	Y	Y	Y	Y	Y	Y	Y	Y	Y	Y	Y	Y
503	1-BEDROOM	50 M2	10 M2	N	N	N	Y		Y	Y	Y	Y	Y	Y	Y	Y	Y	Y	Y	Y	Y	Y	Y
504	2-BEDROOM	81 M2	26 M2	Y	Y	N			Y	Y	Y	Y	Y	Y	Y	Y	Y	Y	Y	Y	Y	Y	Y
28				**17**	**17**	**0**	**15**	**3**	**24**	**14**	**25**	**25**	**24**	**24**	**22**	**22**	**20**	**17**	**14**	**12**	**19**	**19**	**24**

SUMMARY

UNIT NO	TYPE	UNIT AREA	BALCONY AREA	CROSS VENT	KITCHEN WINDOW	SOUTH FACING	SILVER STANDARD	ADAPTABLE UNIT	9.00 am BAL	9.00 am LIV	10.00 am BAL	10.00 am LIV	11.00 am BAL	11.00 am LIV	12.00 pm BAL	12.00 pm LIV	1.00 am BAL	1.00 am LIV	2.00 am BAL	2.00 am LIV	3.00 am BAL	3.00 am LIV	3 HR MIN SOLAR
120				**91**	**67**	**0**	**60**	**31**	**84**	**74**	**92**	**92**	**94**	**94**	**87**	**87**	**84**	**75**	**67**	**59**	**63**	**57**	**87**
				76%	**56%**	**0%**	**50%**	**26%**	**70%**	**62%**	**77%**	**77%**	**78%**	**78%**	**73%**	**73%**	**70%**	**63%**	**56%**	**49%**	**53%**	**48%**	**73%**

OTHER ITEMS

CROSS VENTILATION UNITS	91	76%
SINGLE ASPECT SOUTH FACING UNITS	0	0%
UNITS WITH EXTERNAL OPENABLE WINDOW	67	56%
UNITS WITH SOLAR ASPECT GREATER THAN 3 HOURS	87	73%
SILVER STANDARD UNITS	60	50%
POTENTIAL ADAPTABLE UNITS	31	26%

SUMMARY OF UNIT TYPES

UNIT TYPE	BUILDING A	BUILDING B	BUILDING C	BUILDING D	TOTALS	
1-BEDROOM	0	6	14	14	34	28%
2-BEDROOM	1	23	14	14	52	43%
3-BEDROOM	22	2	10	0	34	28%
TOTALS	**23**	**31**	**38**	**28**	**120**	

CAR PARKING SUMMARY

UNIT TYPE	No	RATE	No REQ
1-BEDROOM	34 Units	0.50	17 Spaces
2-BEDROOM	52 Units	0.50	26 Spaces
3-BEDROOM	34 Units	1.00	34 Spaces
SUB-TOTAL APARTMENTS	120 Units		77 Spaces
VISITORS PARKING	120 Units	0.25	30 Spaces
COMMERCIAL	707 M2	1/ 40 M2	18 Spaces
TOTAL CARPARKING REQUIRED			**125 Spaces**
PARKING PROVIDED			
RESIDENTIAL CARPARK IN BASEMENT B2			83 Spaces
RESIDENTIAL CARPARK IN BASEMENT B1			35 Spaces
VISITORS CARPARK IN BASEMENT B1			36 Spaces
TOTAL CARPARKING PROVIDED			119 Spaces
TOTAL CARPARKING REQUIRED INCL COMMERCIAL			125 Spaces
LESS COMMERCIAL PARKING ACCOMMODATED IN VISITORS CARPARK			-18 Spaces
EXCESS PARKING			**12 Spaces**

The builder shall check and verify all dimensions and verify all errors and omissions to the Architect. Do not scale the drawings. Drawings shall not be used for construction purposes until issued by the Architect for construction.

coeve design PTY LTD ACN 607 627 467

34A Hamilton Street, Mont Albert Vic 3127
Phone: (03) 9899 6471
Fax: (03) 9899 6515
Email: coeve1@coevedesign.com.au
Web: www.coevedesign.com.au

Project:
32 BROOKS PARADE

Drawing Title:
STATISTICS

Client: ---

Scale: NA | Issued:

Drawn By: | Revision: 30 SEP 2020

Project No: **---**

Drawing No.: **DA51-H**



EXTERNAL FINISHES

FINISH	COMPANY	COLOUR	CODE	LOCATION	PRODUCT INFO.
AL1 – ALUMINIUM FABRICATED WINDOW SURROUNDS POWDERCOAT 1	DULUX – DURATEC ZEUS	DARK GREY	MATT 90051275 DLX0718	REFER ELEVATIONS.	N/A
AL2 – ALUMINIUM FIXED FIN POWDERKOTE 2	DULUX	SURFMIST MATT	260 – 3167M DLX0116	REFER ELEVATIONS.	
AL3 - ALUMINIUM ADJUSTABLE HORIZONTAL SLIDING LOUVERS POWDERKOTE 3	DULUX	PRECIOUS – SILVER KINETIC	272-7043K	REFER ELEVATIONS	
AL4 – ALUMINIUM ADJUSTABLE VERTICAL LOUVERS POWDERKOTE 4	DULUX – DURATEC ZEUS	DARK GREY	MATT 90051275 DLX0718	REFER ELEVATIONS.	
AL5 – ALUMINIUM VERTICAL FIXED LOUVERS POWDERCOTE 5	DULUX – DURATEC ZEUS	DARK GREY	MATT 90051275 DLX0718	REFER ELEVATIONS.	
AL6 – ALUMINIUM HORIZONTAL PRIVACY SLAT SCREEN POWDERKOTE 6		NATURAL ANODISED		REFER ELEVATIONS.	
AL7 – ALUMINIUM PERGOLA FRAMIN AND FINS POWDERKOTE 7	DULUX – POWDER & INDUSTRIAL COATINGS	CLASSIC PEARL WHITE GLOSS	272-81880 DLX0816	REFER ELEVATIONS.	DURALLOY – POWDERCOAR RANGE
AL8 – ALUMINIUM VENTILATION LOUVERS POWDERKOTE 8		NATURAL ANODISED		REFER ELEVATIONS.	
B1 – FACE BRICKWORK TYPE 1	PGH BRICKS & PAVERS CORIUM	CORIUM COLOUR PALLETE GREYS	92901	REFER ELEVATIONS.	
G1 – GLASS AND ALUMINIUM SHOPFRONT				REFER ELEVATIONS.	
GB – GLASS AND ALUMINIUM BALUSTRADE				REFER ELEVATIONS.	
R1 – RENDER / PAINT COLOUR 1	DULUX	BLUE QUARRY	S37B7	REFER ELEVATIONS.	
R2 – RENDER / PAINT COLOUR 2	DULUX	UNFORGETTABLE	SN3H5	REFER ELEVATIONS.	
R3 – RENDER / PAINT COLOUR 3	DULUX	MCGINLEY	SN3H4	REFER ELEVATIONS.	
R4 – RENDER / PAINT COLOUR 4	DULUX	DAINTREE	S32B7	REFER ELEVATIONS.	
R5 – RENDER / PAINT COLOUR 5	DULUX	AVOCADO CREAM	S19F5	REFER ELEVATIONS.	
R6 – RENDER / PAINT COLOUR 6 (EXPRESSED FRAMES)	DULUX	BLUE QUARRY	S37B7	REFER ELEVATIONS.	
SS BALUSTRADE WITH SS WIRES				REFER ELEVATIONS.	
EXPRESSED FINS (PAINT OR POWDERCOAT)	DULUX	AVOCADO CREAM	S19F5	REFER ELEVATIONS.	
Z1 & Z2 – ZINC CLADDING				REFER ELEVATIONS.	

The builder shall check and verify all dimensions and verify all errors and omissions to the Architect. Do not scale the drawings. Drawings shall not be used for construction purposes until issued by the Architect for construction.

coeve design
34A Hamilton Street, Mont Albert Vic 3127
Phone: (03) 9899 6471
Fax: (03) 9899 6515
Email: coeve1@coevedesign.com.au
Web: www.coevedesign.com.au

Project:
32 BROOKS PARADE

Drawing Title:
EXTERNAL FINISHES SCHEDULE

Client: ---

Scale:

Issued:

Drawn By:

Revision: 30 SEP 2020

Project No:

Drawing No.:
DA52-H

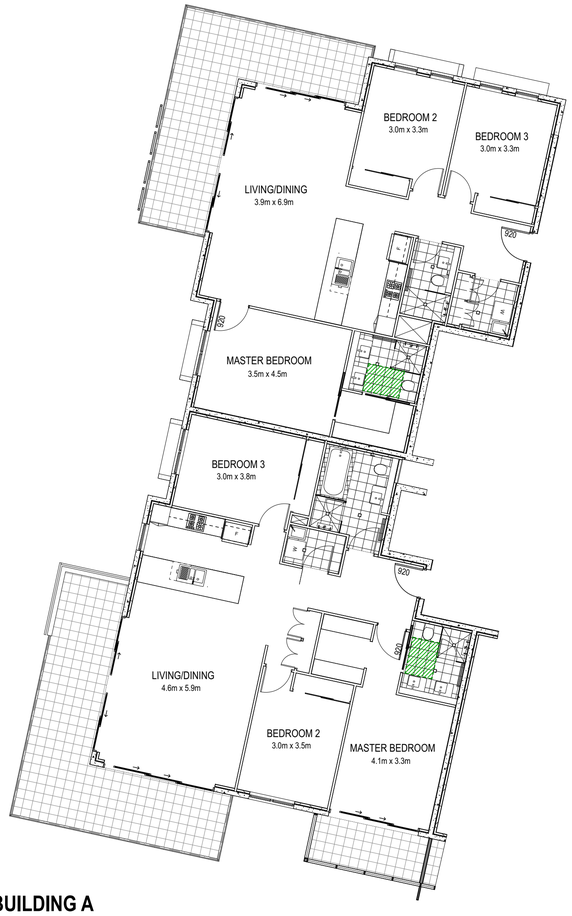

BUILDING A

1 Units 101, 104 & 102, 103 Mirror Image Pre Conversion

Units 201, 202, 203, 204, 301, 302, 303, 304, 401, 402, 403, 404, 501, 502, 503, 504 are similar and may be converted to adaptable units at marketing stage pre construction

BUILDING A

2 Units 101, 104 & 102, 103 Mirror Image Post Conversion

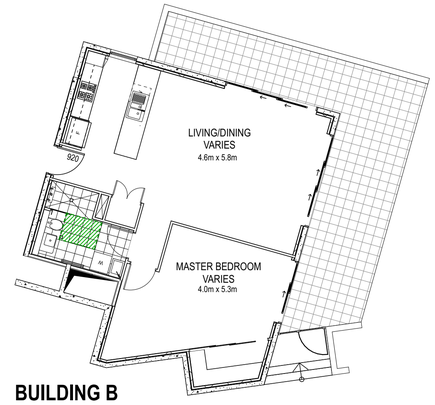

BUILDING B

3 Unit G03 Pre Convertion

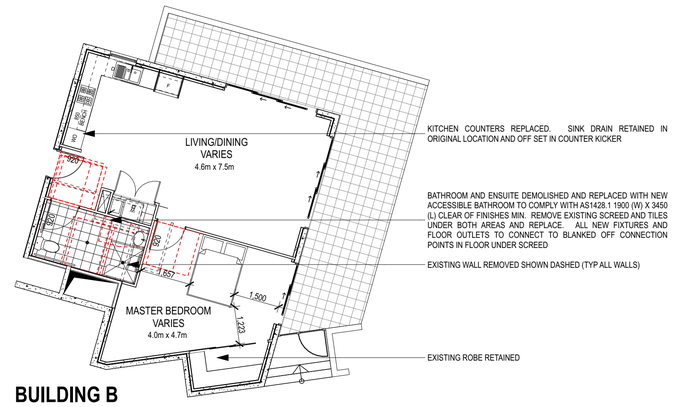

BUILDING B

4 Unit G03 Post Convertion

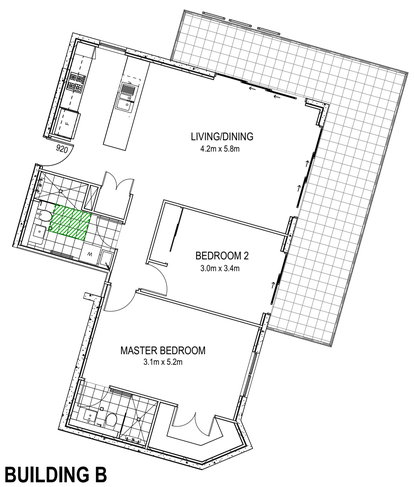

BUILDING B

5 Units 106, 206, 306, 405, 505 Pre Convertion

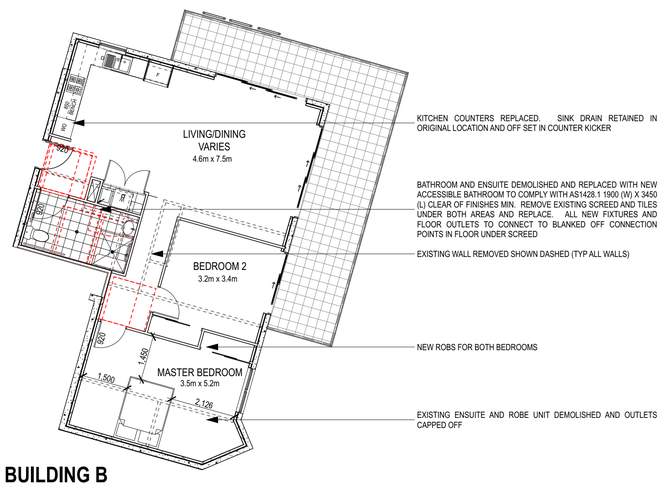

BUILDING B

6 Units 106, 206, 306, 405, 505 Post Convertion

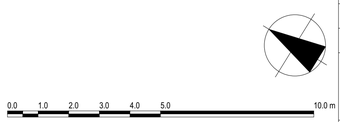

The builder shall check and verify all dimensions and verify all errors and omissions to the Architect. Do not scale the drawings. Drawings shall not be used for construction purposes until issued by the Architect for construction.

coeve design
COEVE DESIGN PTY. LTD. ACN 601 651 447
34A Hamilton Street, Mont Albert Vic 3127
Phone: (03) 9899 6471
Fax: (03) 9899 6515
Email: coeve1@coevedesign.com.au
Web: www.coevedesign.com.au

Project:
32 BROOKS PARADE

Drawing Title:
ACCESSIBLE UNITS CONVERSION
BUILDINGS A & B

Client: ---

Scale: 1:100 @ A1

Issued:

Drawn By:

Revision: 30 SEP 2020

Project No:

Drawing No.:
DA55-H

BUILDING C

Units G04 & G05 Pre Convertion

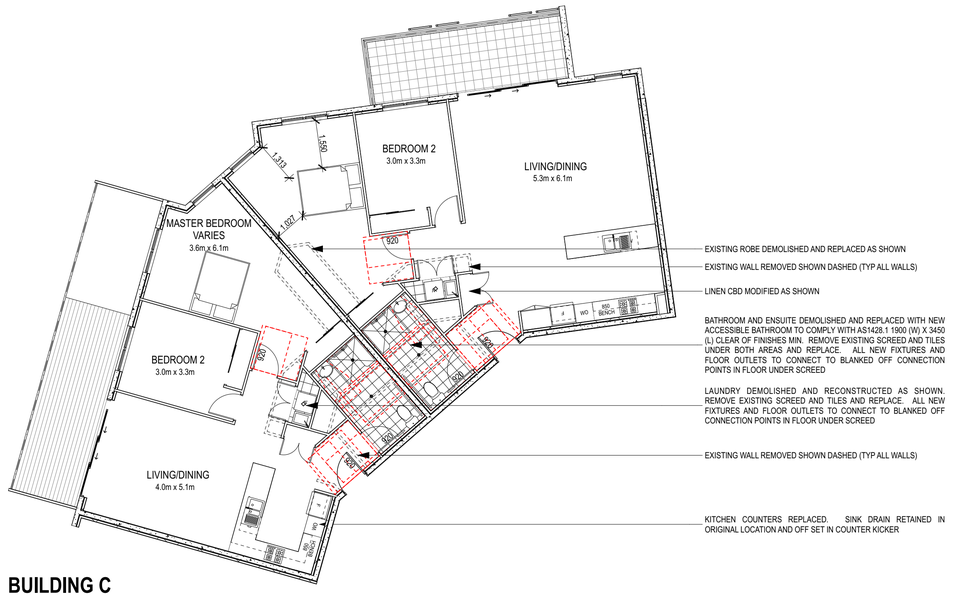

BUILDING C

2 Units G04 & G05 Post Convertion

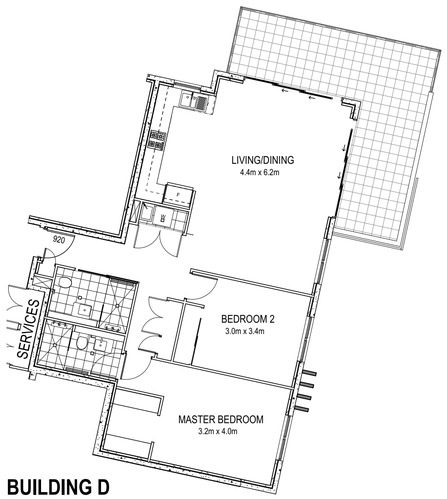

BUILDING D

3 Units 106, 206, 306 Pre Convertion

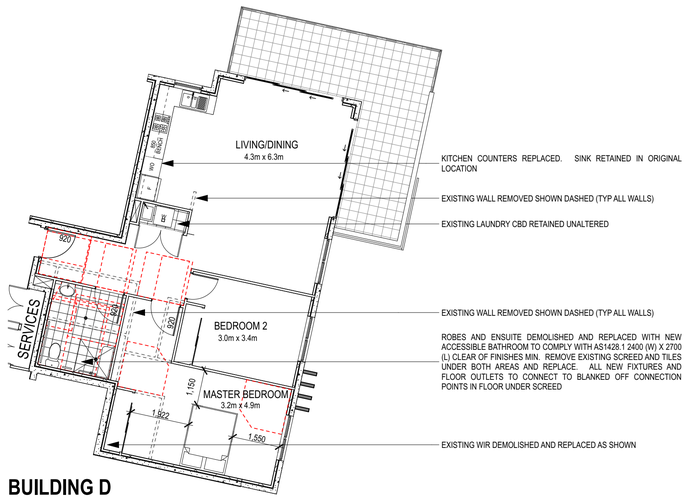

BUILDING D

4 Units 106, 206, 306 Post Convertion

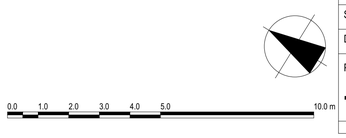

The builder shall check and verify all dimensions and verify all errors and omissions to the Architect. Do not scale the drawings. Drawings shall not be used for construction purposes until issued by the Architect for construction.

coeve design
ACN 601 601 667

34A Hamilton Street, Mont Albert Vic 3127
Phone: (03) 9899 6471
Fax: (03) 9899 6515
Email: coeve1@coevedesign.com.au
Web: www.coevedesign.com.au

Project:
32 BROOKS PARADE

Drawing Title:
ACCESSIBLE UNITS CONVERSION BUILDING C & D

Client: ---

Scale: 1:100 @ A1

Issued:

Drawn By:

Revision: 30 SEP 2020

Project No: ---

Drawing No.: **DA56-H**

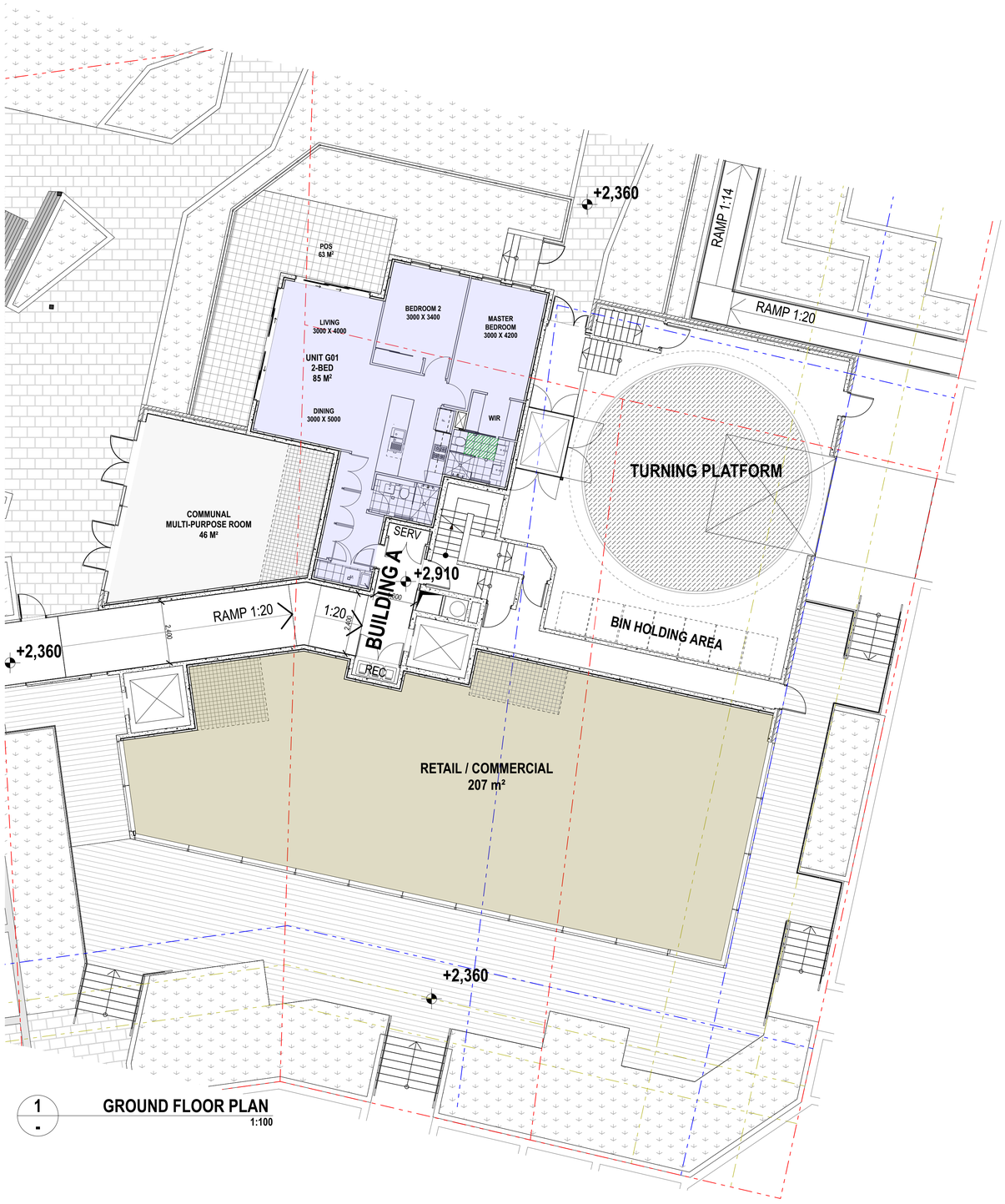

1 GROUND FLOOR PLAN
1:100

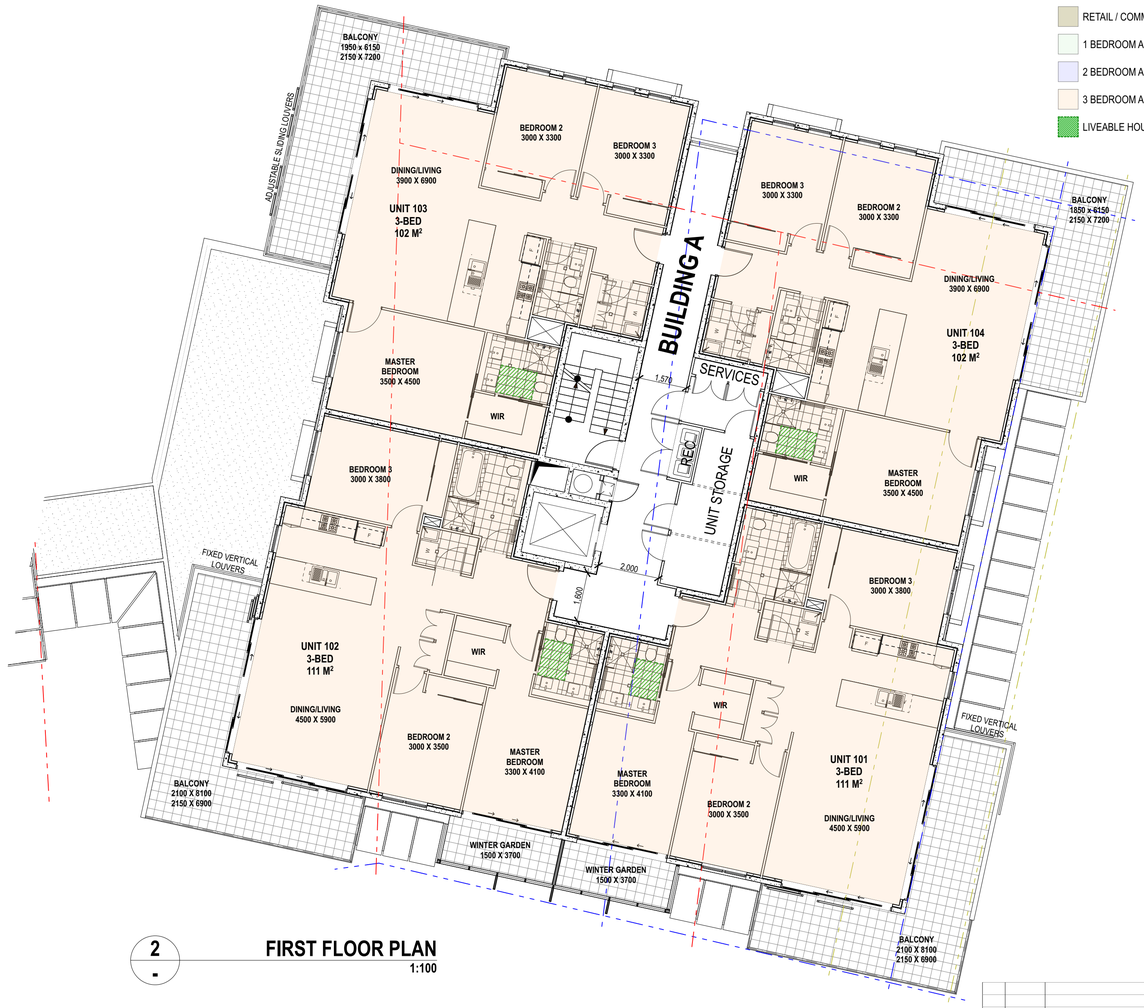

2 FIRST FLOOR PLAN
1:100

LEGEND

- RETAIL / COMMERCIAL
- 1 BEDROOM APARTMENT
- 2 BEDROOM APARTMENT
- 3 BEDROOM APARTMENT
- LIVEABLE HOUSING BATHROOM

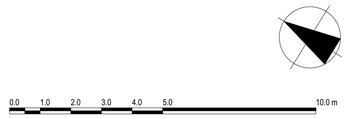

The builder shall check and verify all dimensions and verify all errors and omissions to the Architect. Do not scale the drawings. Drawings shall not be used for construction purposes until issued by the Architect for construction.

coeve design
34A Hamilton Street, Mont Albert Vic 3127
Phone: (03) 9899 6471
Fax: (03) 9899 6515
Email: coeve1@coevedesign.com.au
Web: www.coevedesign.com.au

Project:
32 BROOKS PARADE

Drawing Title:
GROUND AND FIRST FLOOR PLANS
BUILDING A

Client: ---

Scale: 1:100, 1:200 @ A1

Issued:

Drawn By:

Revision: 30 SEP 2020

Project No: ---

Drawing No.: DA201-H

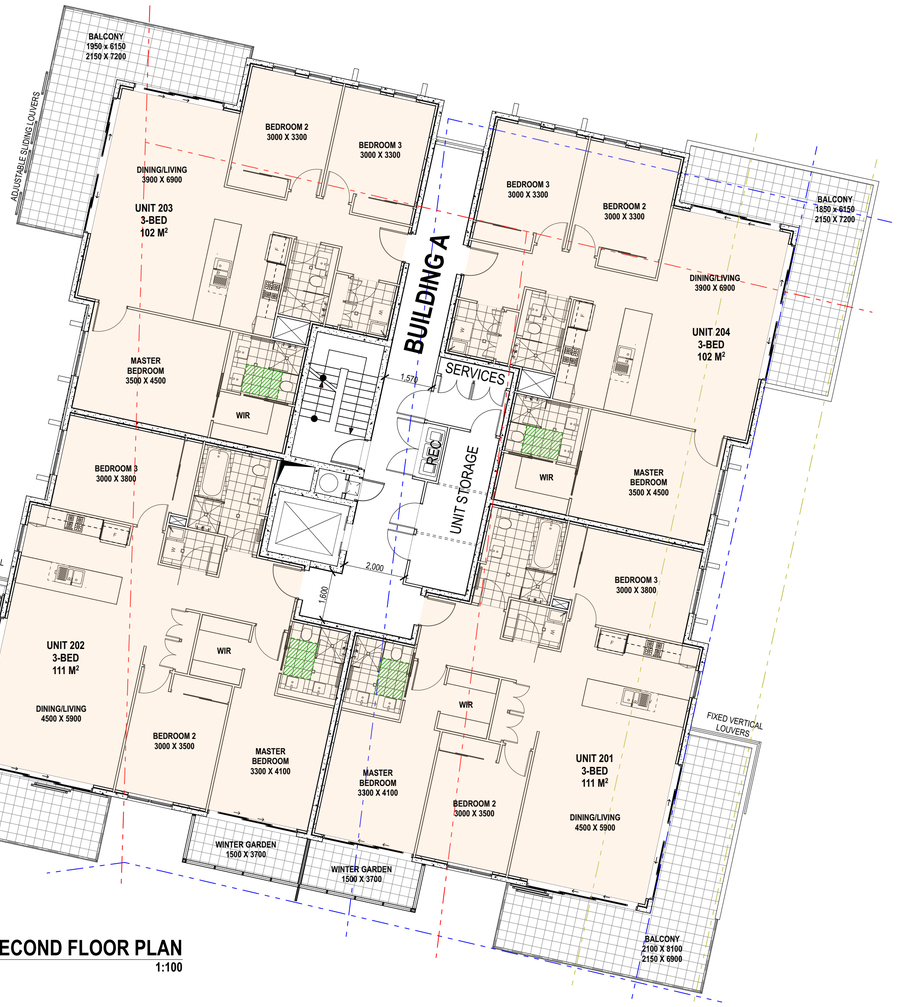

2 **SECOND FLOOR PLAN**
- 1:100

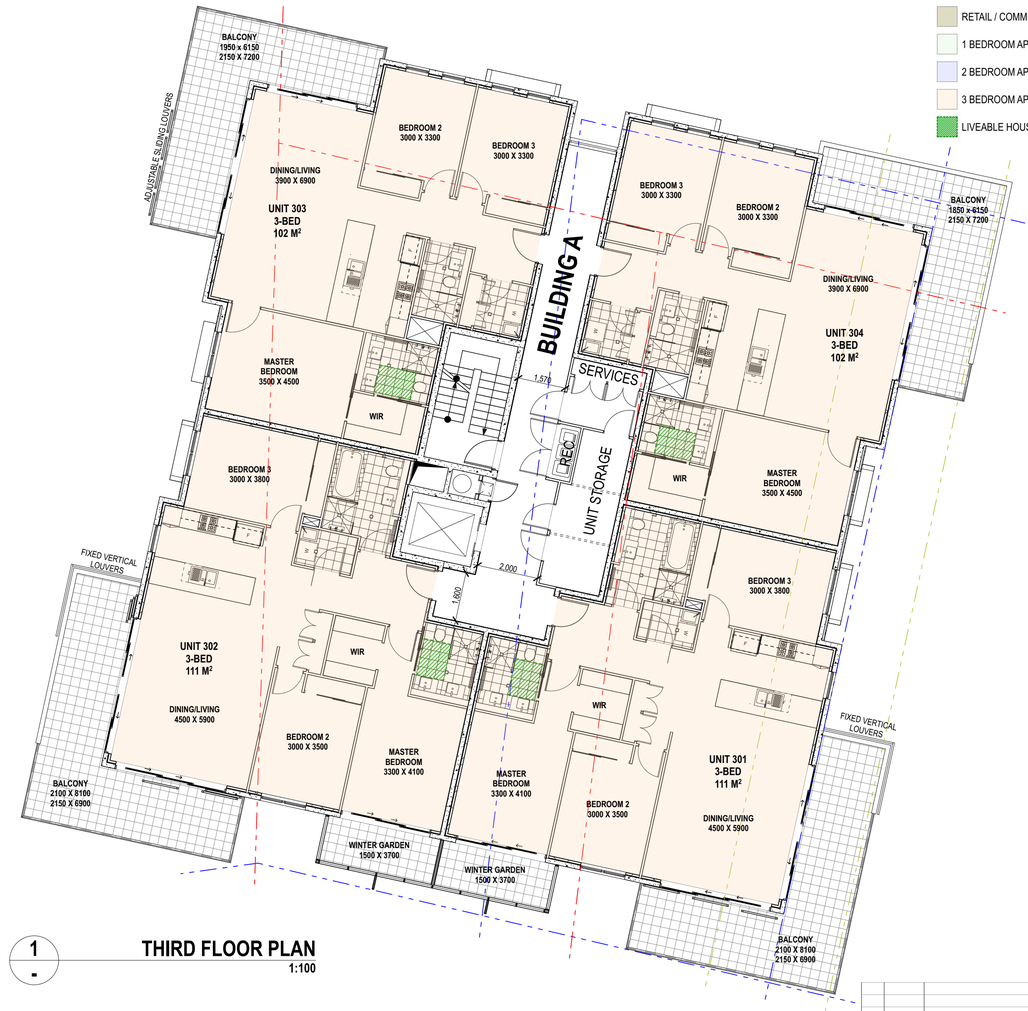

1 **THIRD FLOOR PLAN**
- 1:100

LEGEND

- RETAIL / COMMERCIAL
- 1 BEDROOM APARTMENT
- 2 BEDROOM APARTMENT
- 3 BEDROOM APARTMENT
- LIVEABLE HOUSING BATHROOM

0.0 1.0 2.0 3.0 4.0 5.0 10.0 m

A1

The builder shall check and verify all dimensions and verify all errors and omissions to the Architect. Do not scale the drawings. Drawings shall not be used for construction purposes until issued by the Architect for construction.

coeve design
34A Hamilton Street, Mont Albert Vic 3127
Phone: (03) 9899 6471
Fax: (03) 9899 6515
Email: coeve1@coevedesign.com.au
Web: www.coevedesign.com.au

Project:
32 BROOKS PARADE

Drawing Title:
SECOND AND THIRD FLOOR PLANS
BUILDING A

Client: ---
Scale: 1:100, 1:200 @
Drawn By:
Issued:
Revision: 30 SEP 2020
Project No:

Drawing No.:
DA202-H

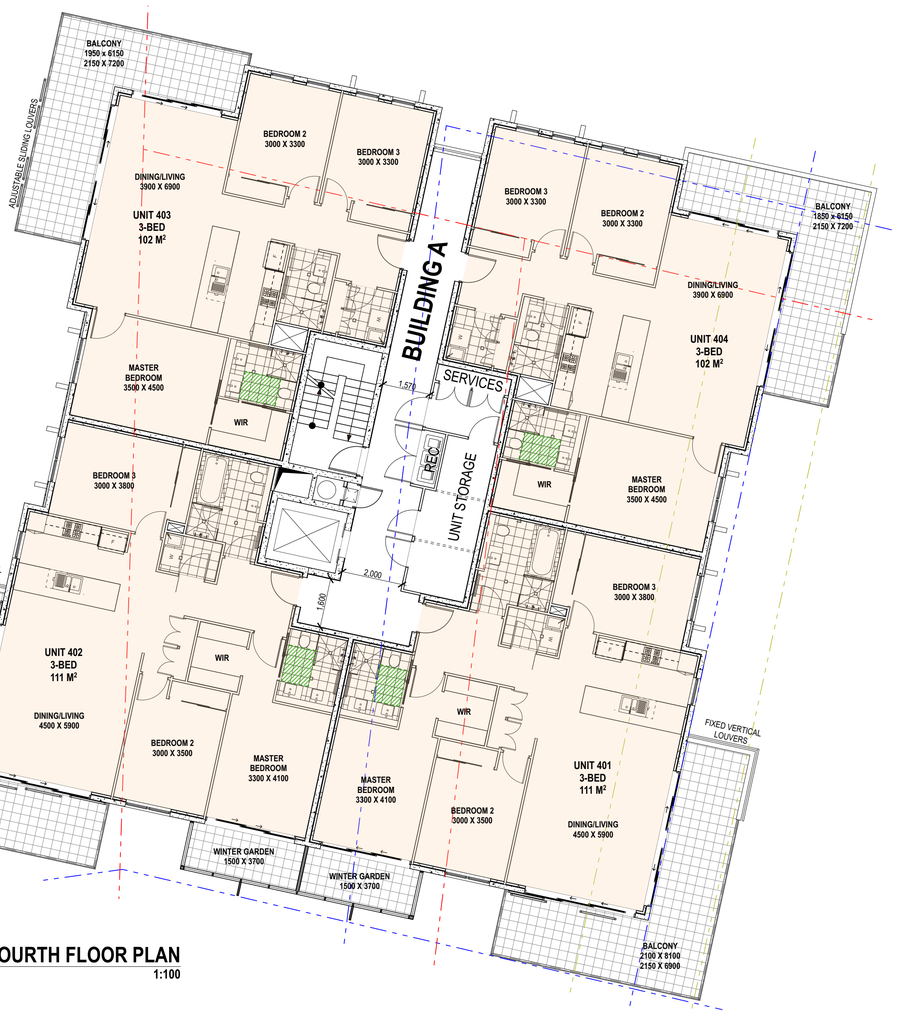

2 - FOURTH FLOOR PLAN
1:100

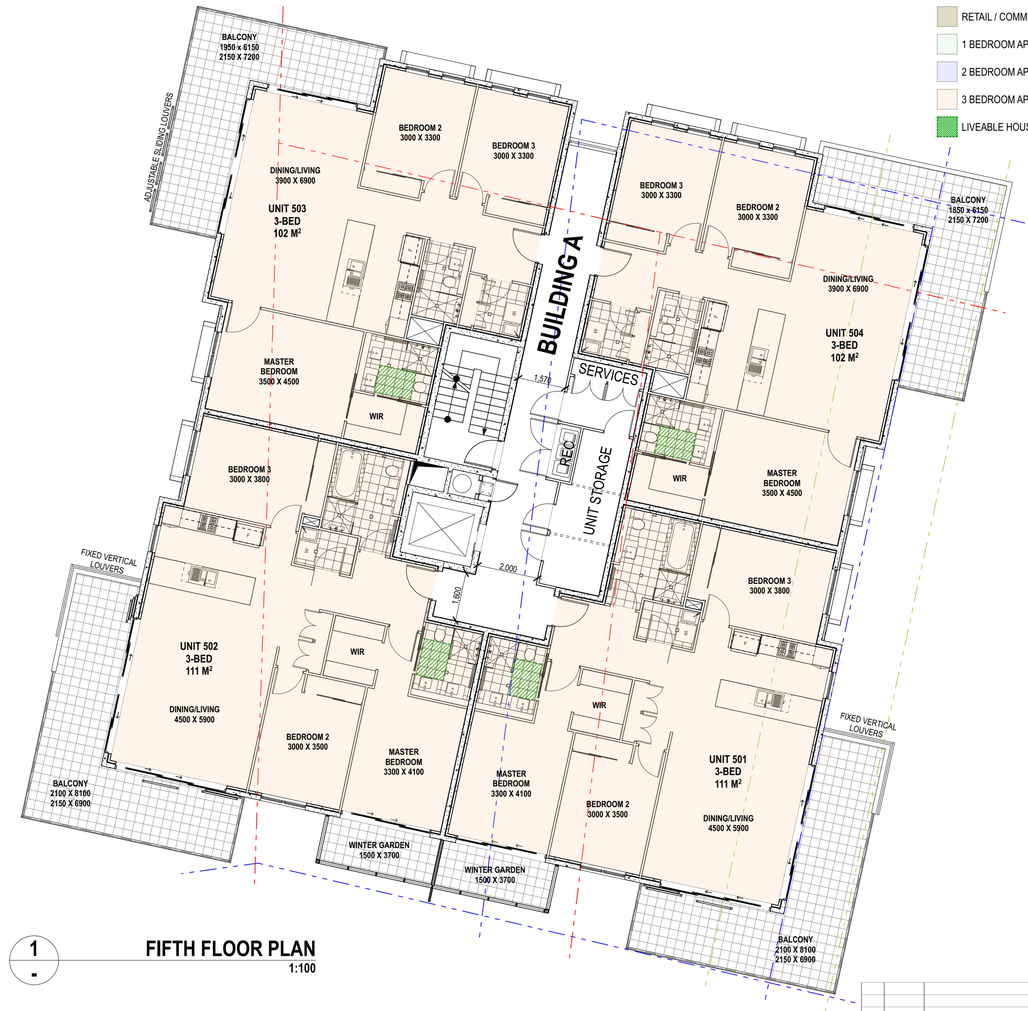

1 - FIFTH FLOOR PLAN
1:100

LEGEND

- RETAIL / COMMERCIAL
- 1 BEDROOM APARTMENT
- 2 BEDROOM APARTMENT
- 3 BEDROOM APARTMENT
- LIVEABLE HOUSING BATHROOM

0.0 1.0 2.0 3.0 4.0 5.0 10.0 m

The builder shall check and verify all dimensions and verify all errors and omissions to the Architect. Do not scale the drawings. Drawings shall not be used for construction purposes until issued by the Architect for construction.

coeve design
34A Hamilton Street, Mont Albert Vic 3127
Phone: (03) 9899 6471
Fax: (03) 9899 6515
Email: coeve1@coevedesign.com.au
Web: www.coevedesign.com.au

Project:
32 BROOKS PARADE

Drawing Title:
FOURTH AND FIFTH FLOOR PLANS
BUILDING A

Client: ---
Scale: 1:100, 1:200 @ A1
Drawn By:
Issued:
Revision: 30 SEP 2020
Project No: ---
Drawing No.: **DA203-H**

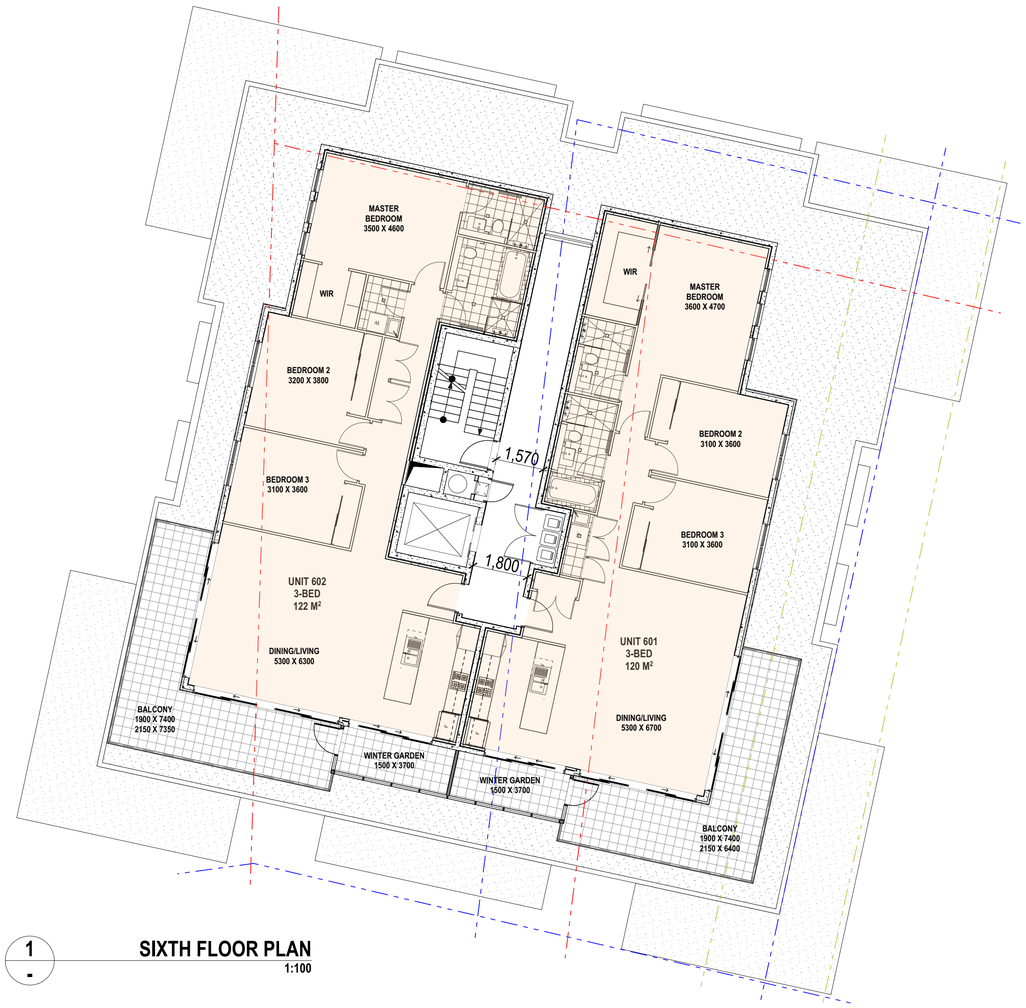

1 - **SIXTH FLOOR PLAN**
1:100

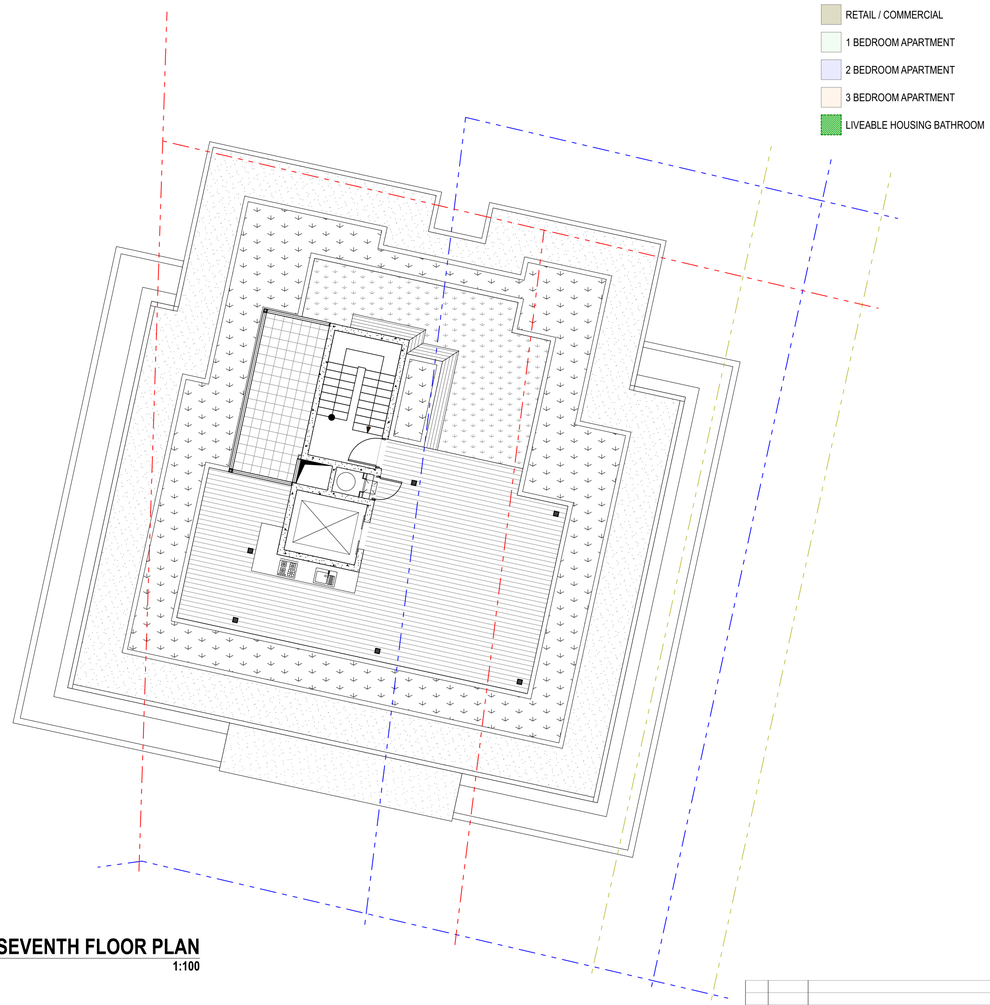

2 - **SEVENTH FLOOR PLAN**
1:100

LEGEND

- RETAIL / COMMERCIAL
- 1 BEDROOM APARTMENT
- 2 BEDROOM APARTMENT
- 3 BEDROOM APARTMENT
- LIVEABLE HOUSING BATHROOM

0.0 1.0 2.0 3.0 4.0 5.0 10.0 m

The builder shall check and verify all dimensions and verify all errors and omissions to the Architect. Do not scale the drawings. Drawings shall not be used for construction purposes until issued by the Architect for construction.

coeve design
34A Hamilton Street, Mont Albert Vic 3127
Phone: (03) 9899 6471
Fax: (03) 9899 6515
Email: coeve1@coevedesign.com.au
Web: www.coevedesign.com.au

Project:
32 BROOKS PARADE

Drawing Title:
SIXTH AND SEVENTH FLOOR PLANS BUILDING A

Client: ---

Scale: 1:100, 1:200 @ A1

Issued:

Drawn By:

Revision: 30 SEP 2020

Project No:

Drawing No.:
DA204-H

1 GROUND FLOOR PLAN
1:100

2 FIRST FLOOR PLAN
1:100

LEGEND

- RETAIL / COMMERCIAL
- 1 BEDROOM APARTMENT
- 2 BEDROOM APARTMENT
- 3 BEDROOM APARTMENT
- LIVEABLE HOUSING BATHROOM

0.0 1.0 2.0 3.0 4.0 5.0 10.0 m

The builder shall check and verify all dimensions and verify all errors and omissions to the Architect. Do not scale the drawings. Drawings shall not be used for construction purposes until issued by the Architect for construction.

coeve design
34A Hamilton Street, Mont Albert Vic 3127
Phone: (03) 9899 6471
Fax: (03) 9899 6515
Email: coeve1@coevedesign.com.au
Web: www.coevedesign.com.au

Project:
32 BROOKS PARADE

Drawing Title:
GROUND AND FIRST FLOOR PLANS
BUILDING B

Client: ---

Scale: 1:100, 1:200 @ A1

Issued:

Drawn By:

Revision: 30 SEP 2020

Project No: ---

Drawing No.: DA206-H

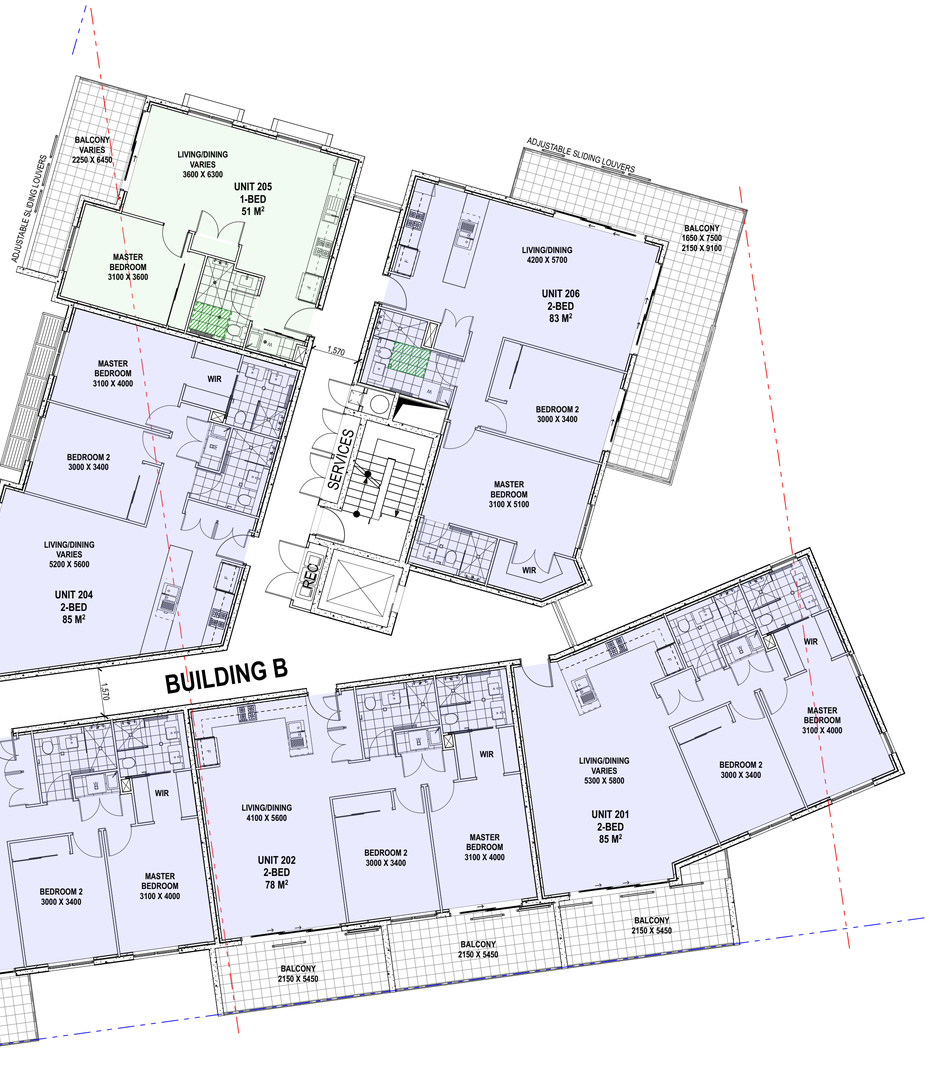

1 - SECOND FLOOR PLAN
1:100

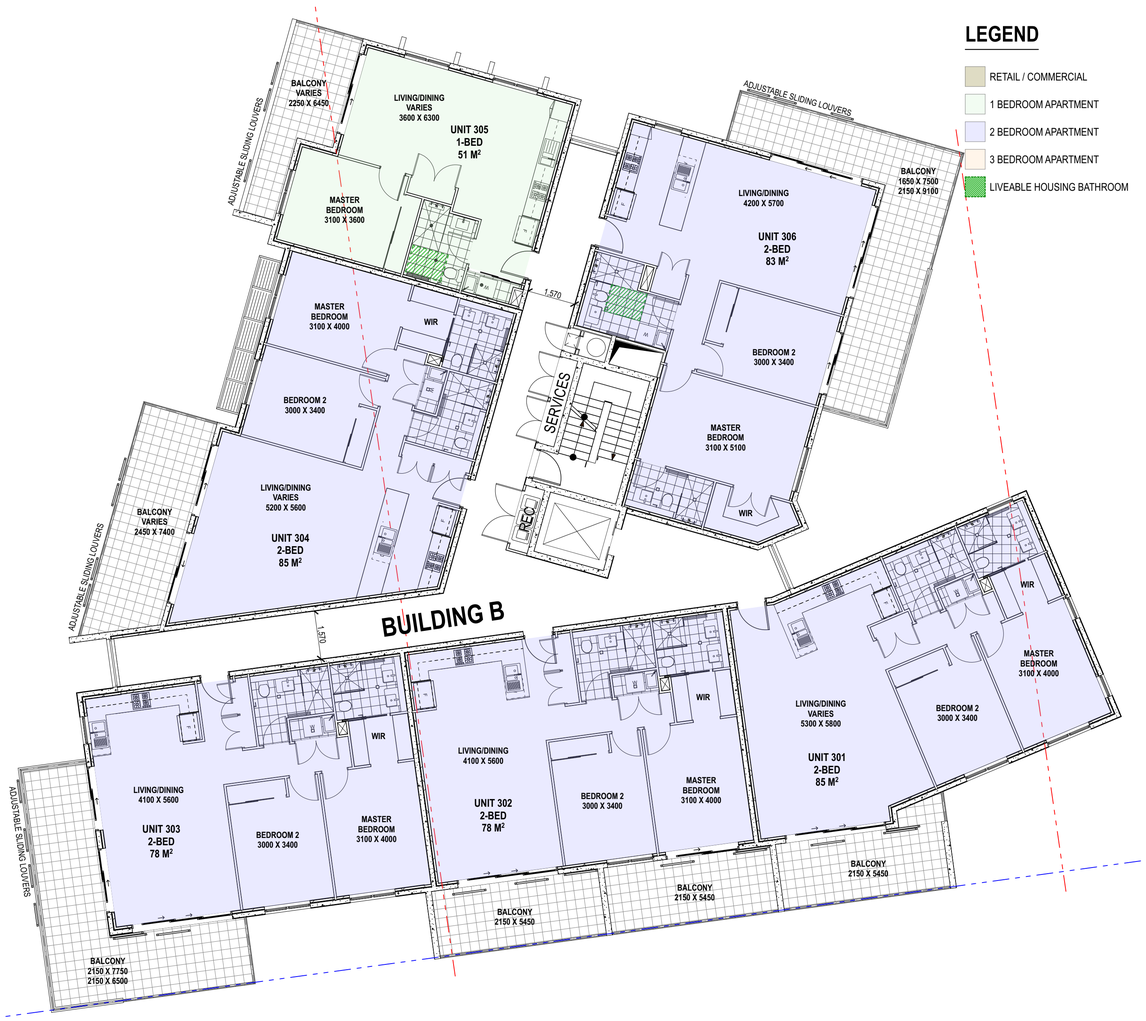

2 - THIRD FLOOR PLAN
1:100

LEGEND

- RETAIL / COMMERCIAL
- 1 BEDROOM APARTMENT
- 2 BEDROOM APARTMENT
- 3 BEDROOM APARTMENT
- LIVEABLE HOUSING BATHROOM

0.0 1.0 2.0 3.0 4.0 5.0 10.0 m

The builder shall check and verify all dimensions and verify all errors and omissions to the Architect. Do not scale the drawings. Drawings shall not be used for construction purposes until issued by the Architect for construction.

coeve design
COEVE PTY LTD
ACN 601 551 467
34A Hamilton Street, Mont Albert Vic 3127
Phone: (03) 9899 6471
Fax: (03) 9899 6515
Email: coeve1@coevedesign.com.au
Web: www.coevedesign.com.au

Project:
32 BROOKS PARADE

Drawing Title:
SECOND AND THIRD FLOOR PLANS
BUILDING B

Client: ---

Scale: 1:100, 1:200 @ A1

Issued:

Drawn By:

Revision: 30 SEP 2020

Project No:

Drawing No.:
DA207-H

1 FOURTH FLOOR PLAN
1:100

2 FIFTH FLOOR PLAN
1:100

LEGEND

- RETAIL / COMMERCIAL
- 1 BEDROOM APARTMENT
- 2 BEDROOM APARTMENT
- 3 BEDROOM APARTMENT
- LIVEABLE HOUSING BATHROOM

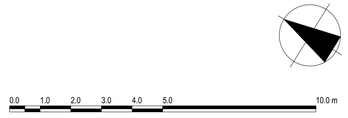

The builder shall check and verify all dimensions and verify all errors and omissions to the Architect. Do not scale the drawings. Drawings shall not be used for construction purposes until issued by the Architect for construction.

coeve design
34A Hamilton Street, Mont Albert Vic 3127
Phone: (03) 9899 6471
Fax: (03) 9899 6515
Email: coeve1@coevedesign.com.au
Web: www.coevedesign.com.au

Project:
32 BROOKS PARADE

Drawing Title:
FOURTH AND FIFTH FLOOR PLANS
BUILDING B

Client: ---

Scale: 1:100, 1:200 @ A1
Issued:
Drawn By:
Revision: 30 SEP 2020
Project No: ---
Drawing No.: DA208-H

1 - GROUND FLOOR PLAN
1:100

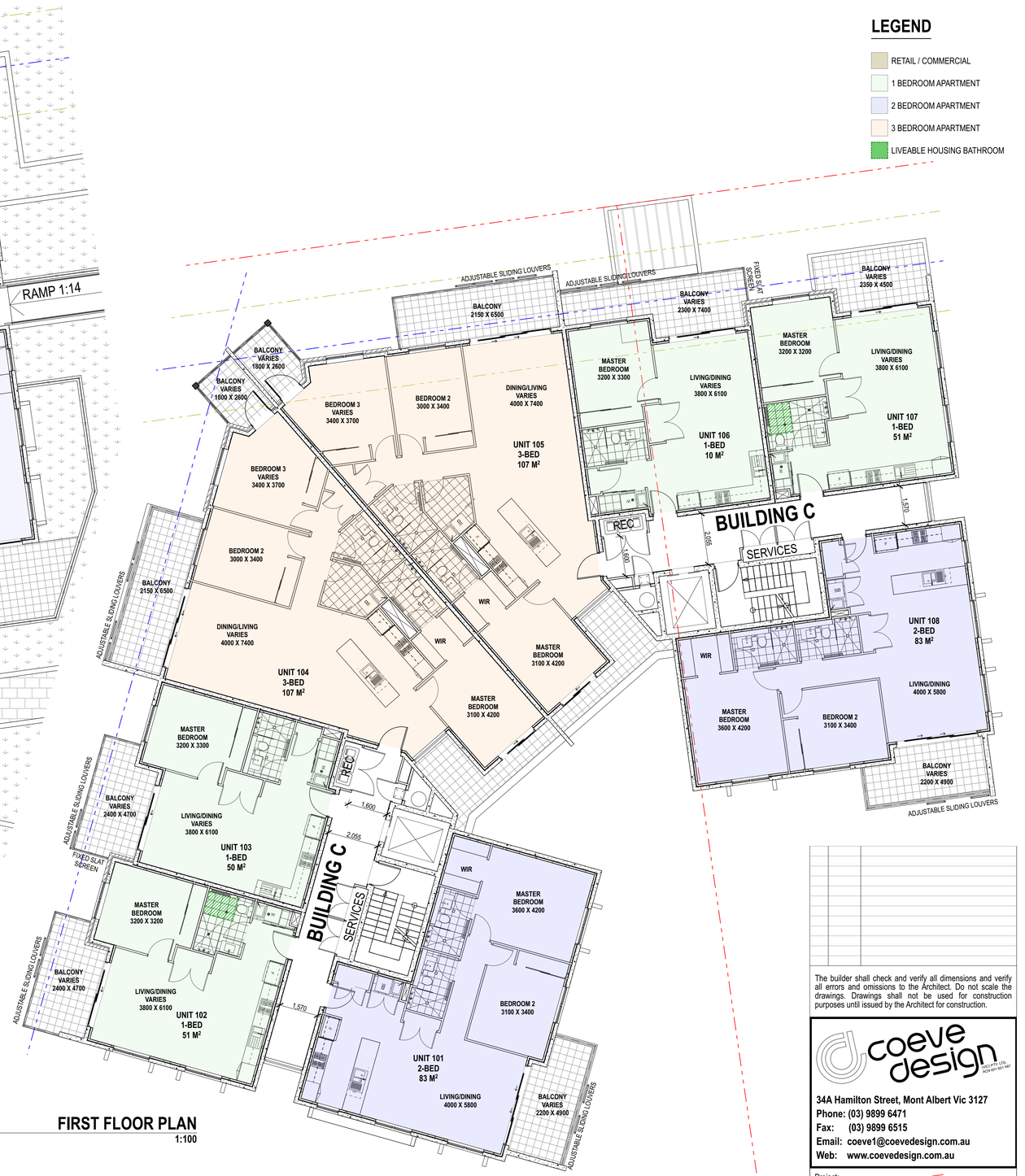

2 - FIRST FLOOR PLAN
1:100

LEGEND

- RETAIL / COMMERCIAL
- 1 BEDROOM APARTMENT
- 2 BEDROOM APARTMENT
- 3 BEDROOM APARTMENT
- LIVEABLE HOUSING BATHROOM

0.0 1.0 2.0 3.0 4.0 5.0 10.0 m

The builder shall check and verify all dimensions and verify all errors and omissions to the Architect. Do not scale the drawings. Drawings shall not be used for construction purposes until issued by the Architect for construction.

coeve design
34A Hamilton Street, Mont Albert Vic 3127
Phone: (03) 9899 6471
Fax: (03) 9899 6515
Email: coeve1@coevedesign.com.au
Web: www.coevedesign.com.au

Project:
32 BROOKS PARADE

Drawing Title:
GROUND AND FIRST FLOOR PLANS BUILDING C

Client: ---	
Scale: 1:100, 1:200 @ A1	Issued:
Drawn By:	Revision: 30 SEP 2020
Project No: **---**	Drawing No.: **DA211-H**

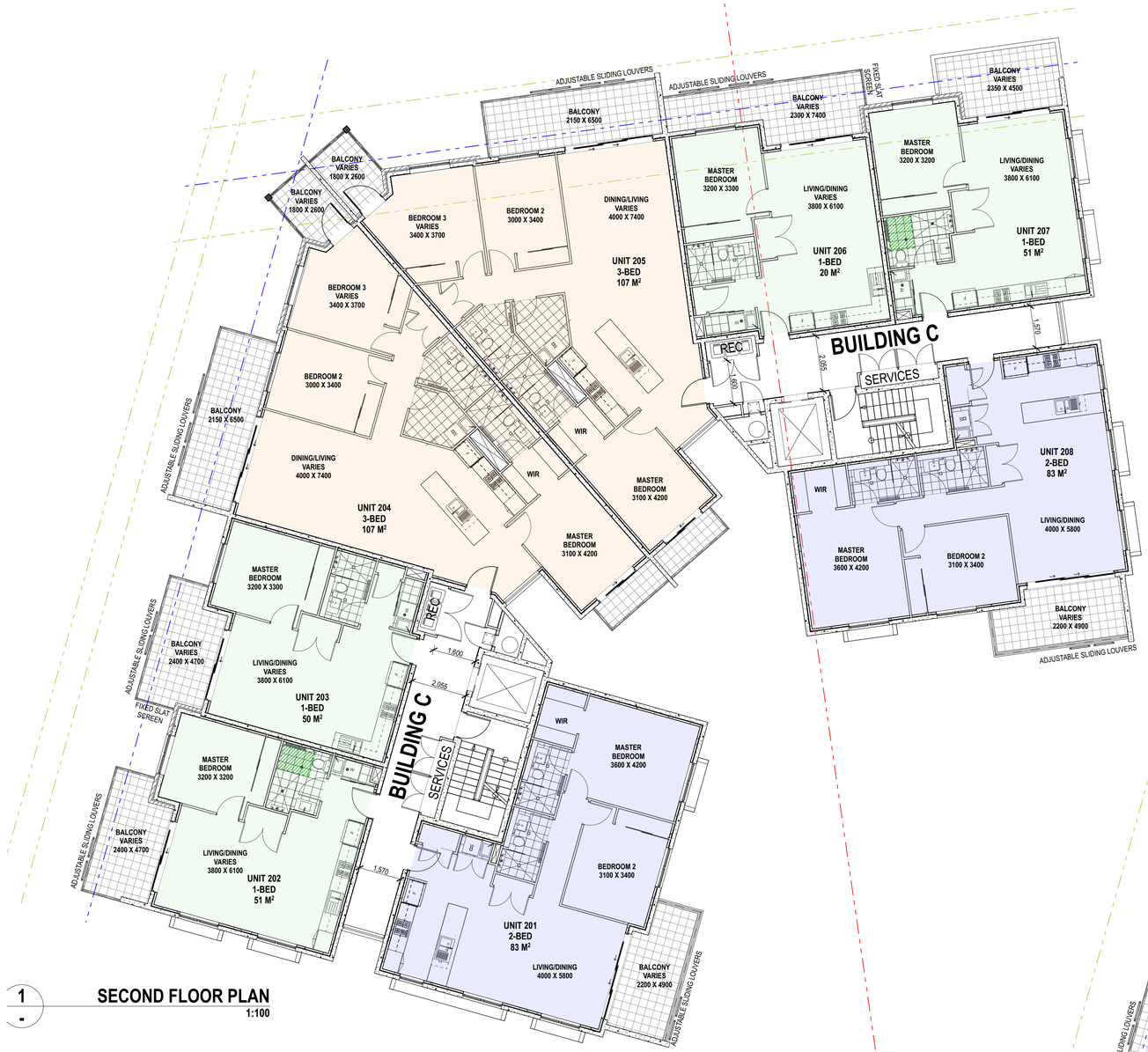

1 - SECOND FLOOR PLAN
1:100

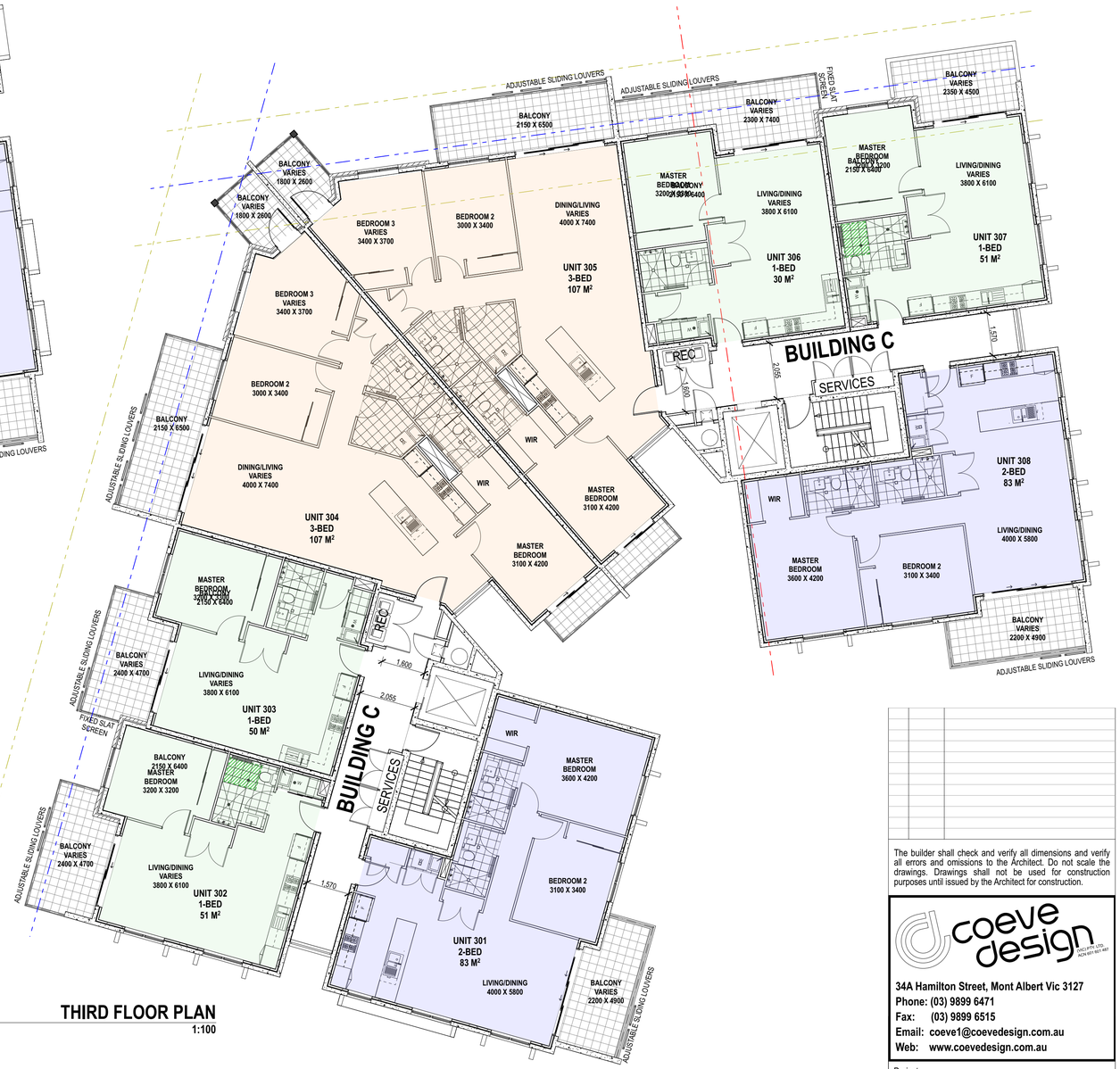

2 - THIRD FLOOR PLAN
1:100

LEGEND

- RETAIL / COMMERCIAL
- 1 BEDROOM APARTMENT
- 2 BEDROOM APARTMENT
- 3 BEDROOM APARTMENT
- LIVEABLE HOUSING BATHROOM

0.0 1.0 2.0 3.0 4.0 5.0 10.0 m

The builder shall check and verify all dimensions and verify all errors and omissions to the Architect. Do not scale the drawings. Drawings shall not be used for construction purposes until issued by the Architect for construction.

coeve design
34A Hamilton Street, Mont Albert Vic 3127
Phone: (03) 9899 6471
Fax: (03) 9899 6515
Email: coeve1@coevedesign.com.au
Web: www.coevedesign.com.au

Project:
32 BROOKS PARADE

Drawing Title:
SECOND AND THIRD FLOOR PLANS
BUILDING C

Client: ---

Scale: 1:100, 1:200 @ A1

Issued:

Drawn By:

Revision: 30 SEP 2020

Project No:

Drawing No.:
DA212-H

LEGEND

- RETAIL / COMMERCIAL
- 1 BEDROOM APARTMENT
- 2 BEDROOM APARTMENT
- 3 BEDROOM APARTMENT
- LIVEABLE HOUSING BATHROOM

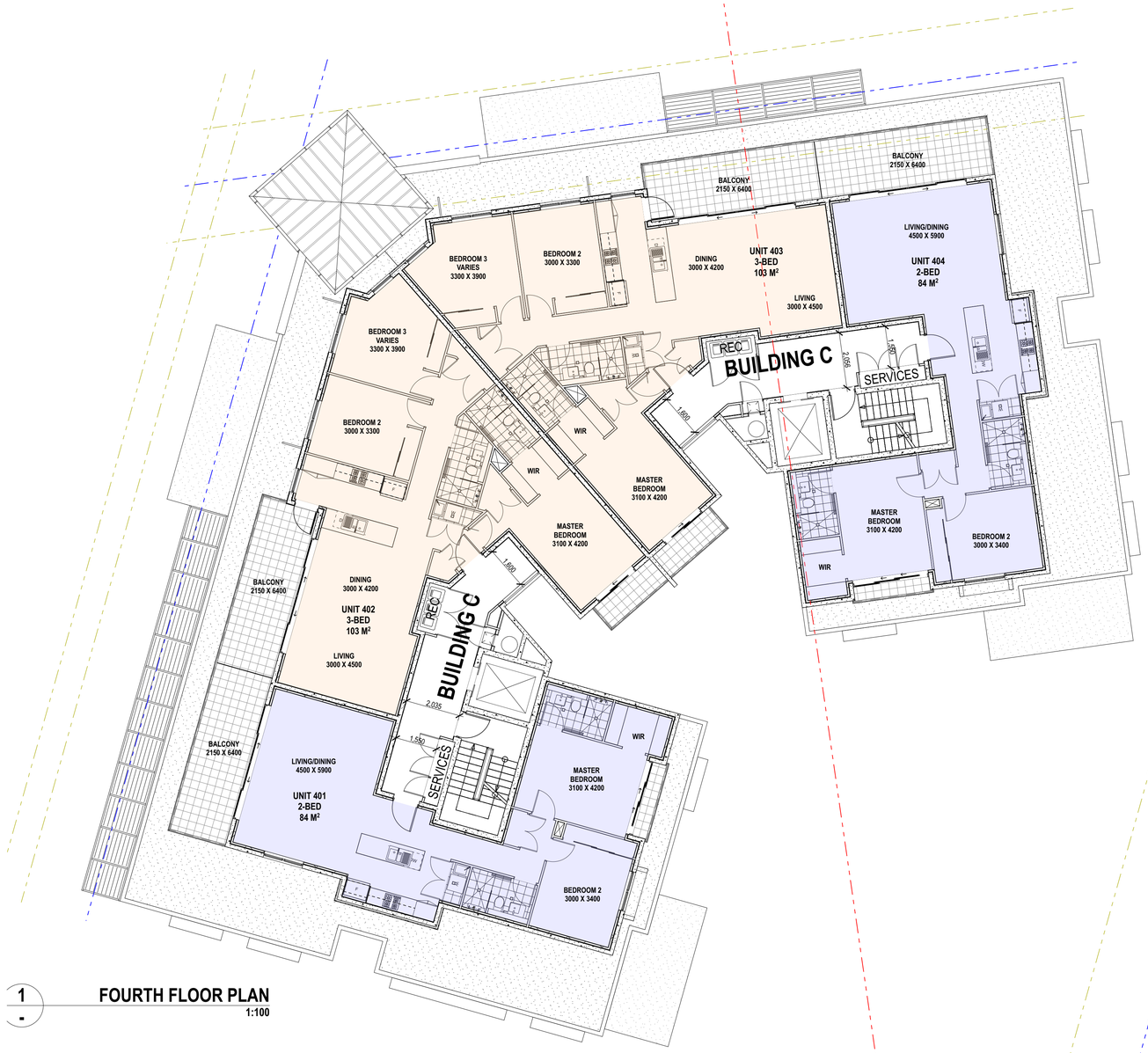

1 FOURTH FLOOR PLAN
1:100

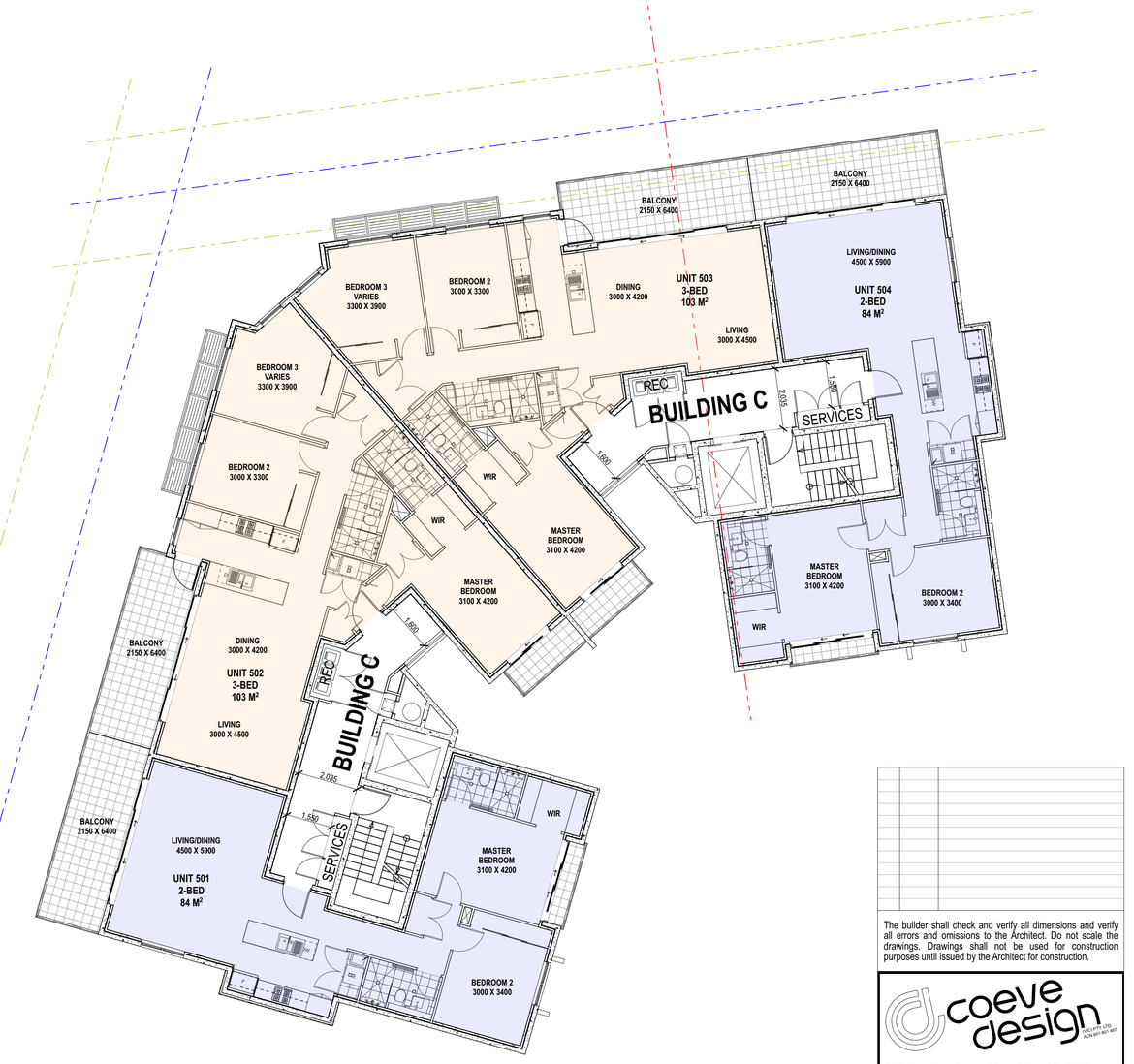

2 FIFTH FLOOR PLAN
1:100

The builder shall check and verify all dimensions and verify all errors and omissions to the Architect. Do not scale the drawings. Drawings shall not be used for construction purposes until issued by the Architect for construction.

coeve design
34A Hamilton Street, Mont Albert Vic 3127
Phone: (03) 9899 6471
Fax: (03) 9899 6515
Email: coeve1@coevedesign.com.au
Web: www.coevedesign.com.au

Project:
32 BROOKS PARADE

Drawing Title:
FOURTH AND FIFTH FLOOR PLANS
BUILDING C

Client: ---

Scale: 1:100, 1:200 @ A1

Issued:

Drawn By:

Revision: 30 SEP 2020

Project No: ---

Drawing No.: DA213-H

0.0 1.0 2.0 3.0 4.0 5.0 10.0 m

1 - GROUND FLOOR PLAN
1:100

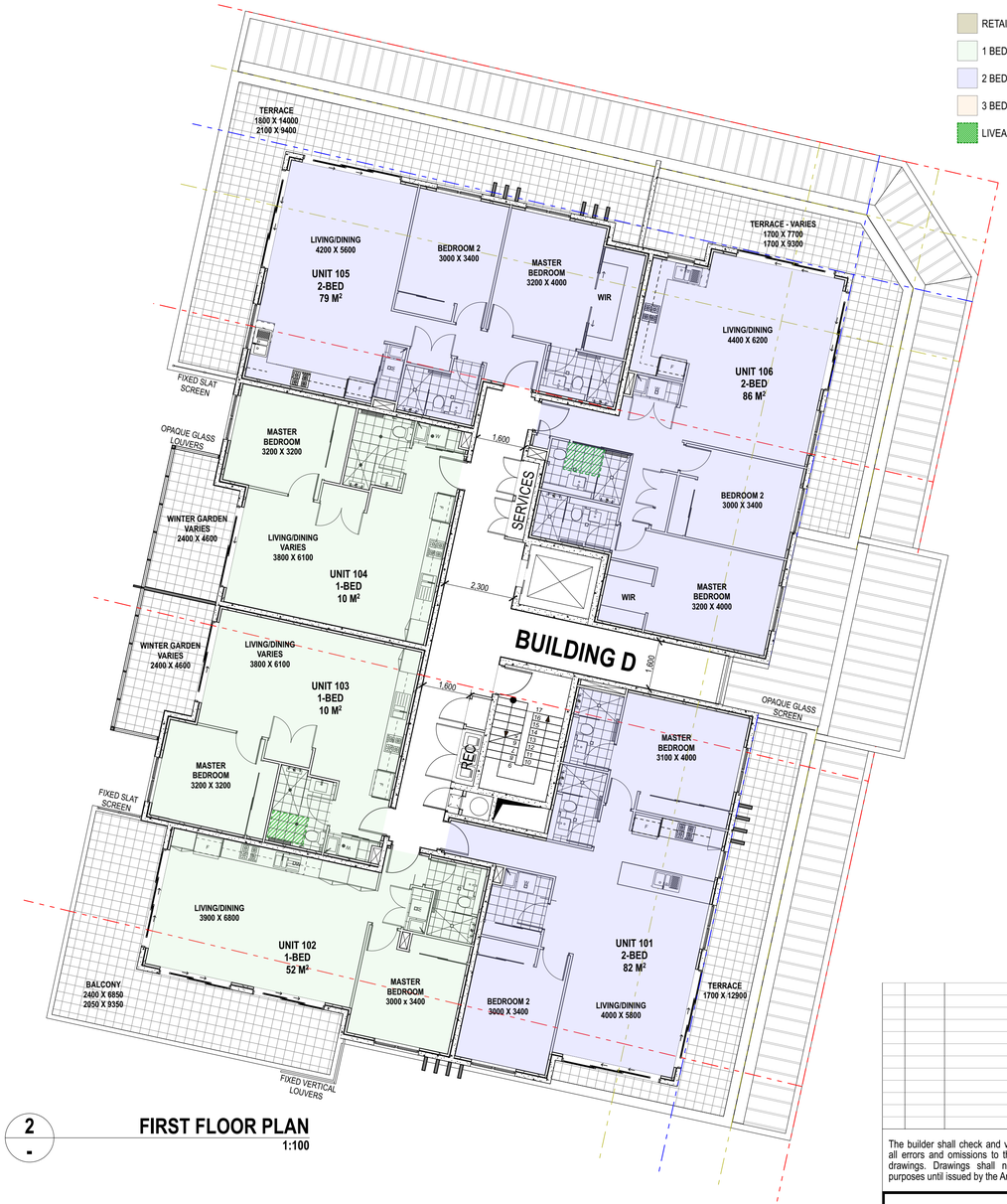

2 - FIRST FLOOR PLAN
1:100

LEGEND

- RETAIL / COMMERCIAL
- 1 BEDROOM APARTMENT
- 2 BEDROOM APARTMENT
- 3 BEDROOM APARTMENT
- LIVEABLE HOUSING BATHROOM

0.0 1.0 2.0 3.0 4.0 5.0 10.0 m

The builder shall check and verify all dimensions and verify all errors and omissions to the Architect. Do not scale the drawings. Drawings shall not be used for construction purposes until issued by the Architect for construction.

coeve design
34A Hamilton Street, Mont Albert Vic 3127
Phone: (03) 9899 6471
Fax: (03) 9899 6515
Email: coeve1@coevedesign.com.au
Web: www.coevedesign.com.au

Project:
32 BROOKS PARADE

Drawing Title:
GROUND AND FIRST FLOOR PLANS
BUILDING D

Client: ---
Scale: 1:100, 1:200 @ A1
Drawn By:
Issued:
Revision: 30 SEP 2020
Project No: ---
Drawing No.: **DA216-H**

LEGEND

- RETAIL / COMMERCIAL
- 1 BEDROOM APARTMENT
- 2 BEDROOM APARTMENT
- 3 BEDROOM APARTMENT
- LIVEABLE HOUSING BATHROOM

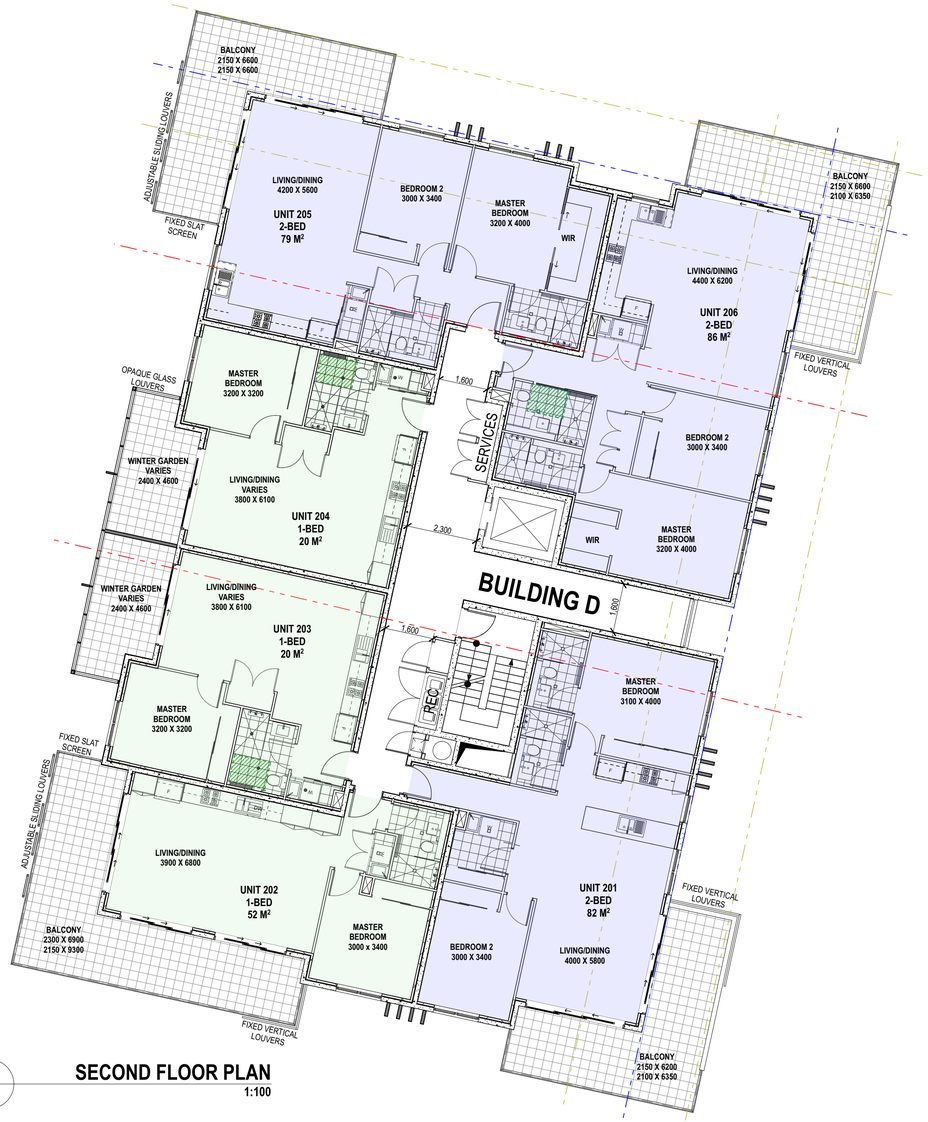

1 - SECOND FLOOR PLAN
1:100

2 - THIRD FLOOR PLAN
1:100

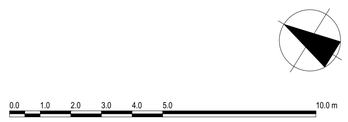

The builder shall check and verify all dimensions and verify all errors and omissions to the Architect. Do not scale the drawings. Drawings shall not be used for construction purposes until issued by the Architect for construction.

coeve design
34A Hamilton Street, Mont Albert Vic 3127
Phone: (03) 9899 6471
Fax: (03) 9899 6515
Email: coeve1@coevedesign.com.au
Web: www.coevedesign.com.au

Project:
32 BROOKS PARADE

Drawing Title:
SECOND AND THIRD FLOOR PLANS
BUILDING D

Client: ---

Scale: 1:100, 1:200 @ A1

Issued:

Drawn By:

Revision: 30 SEP 2020

Project No: ---

Drawing No.: DA217-H

LEGEND

- RETAIL / COMMERCIAL
- 1 BEDROOM APARTMENT
- 2 BEDROOM APARTMENT
- 3 BEDROOM APARTMENT
- LIVEABLE HOUSING BATHROOM

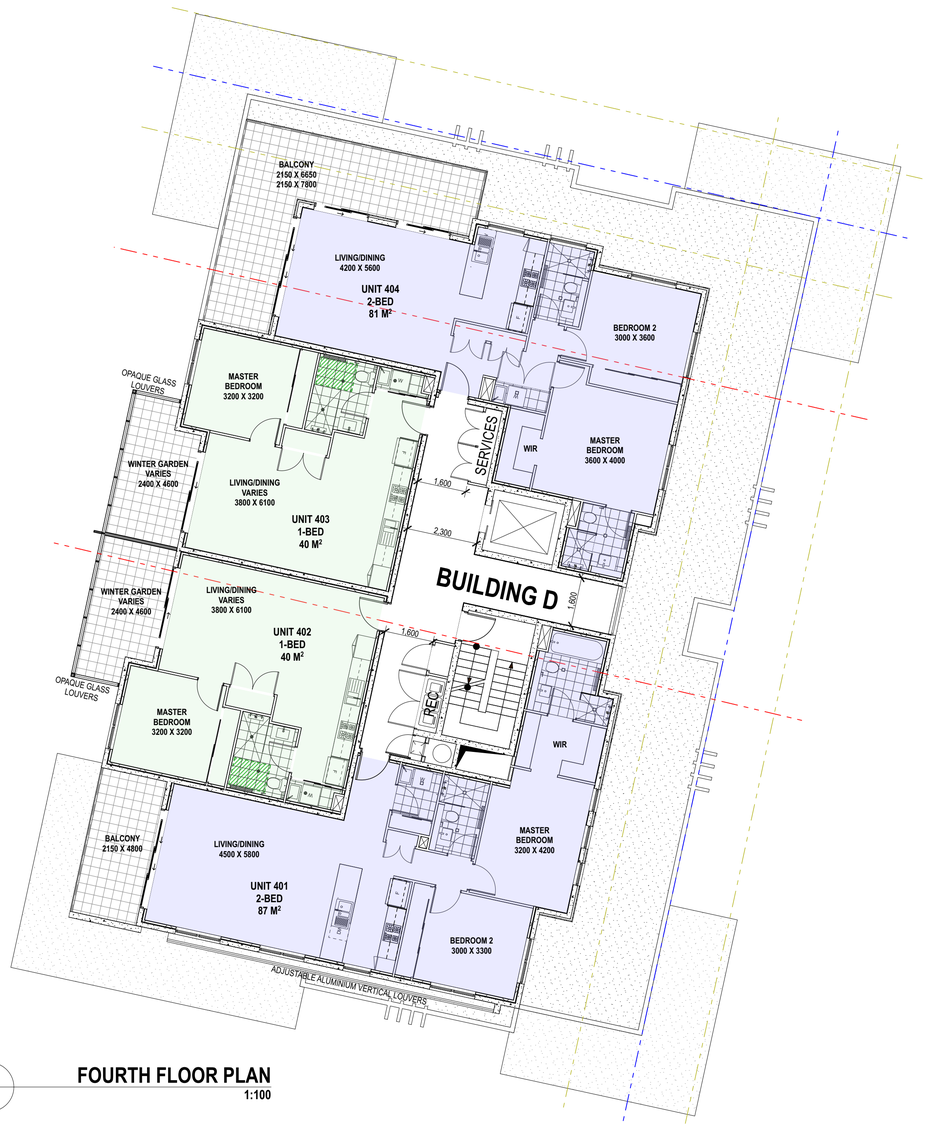

1 - FOURTH FLOOR PLAN
1:100

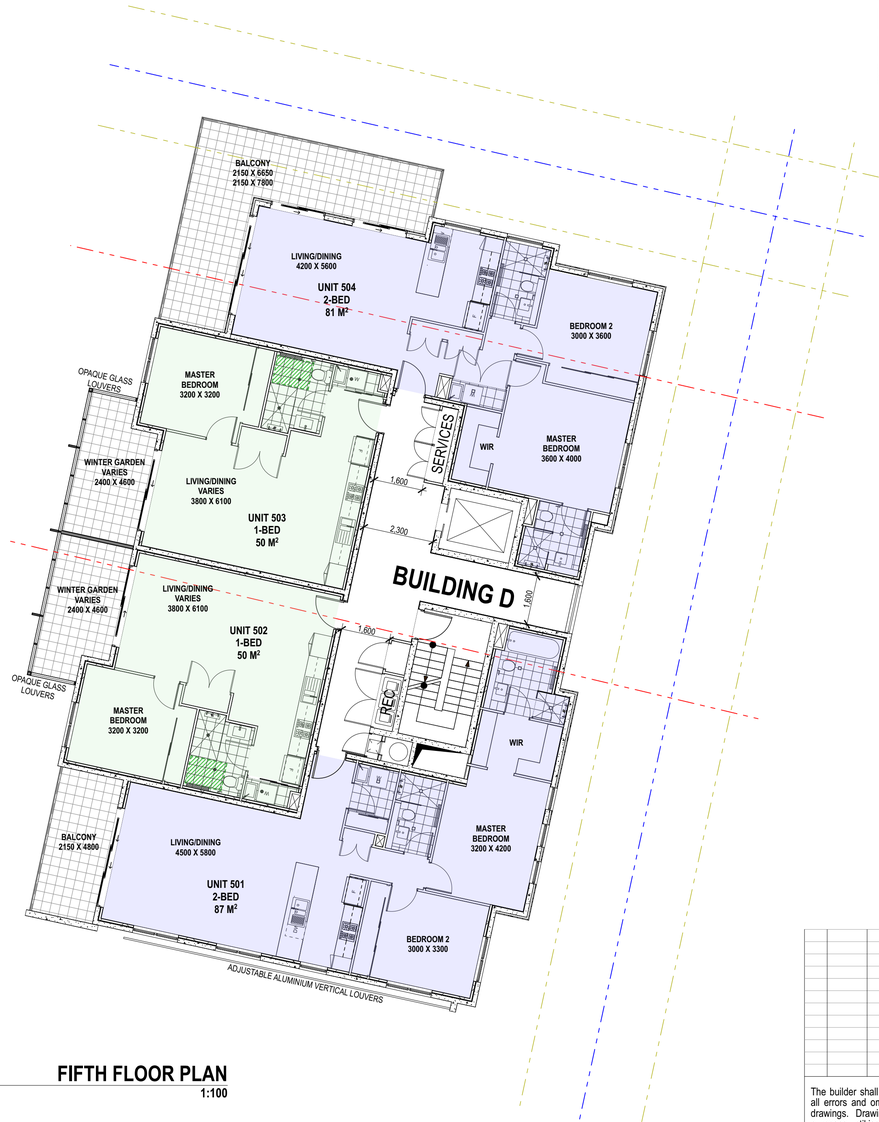

2 - FIFTH FLOOR PLAN
1:100

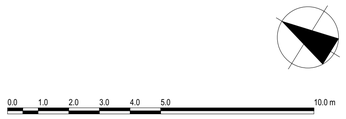

The builder shall check and verify all dimensions and verify all errors and omissions to the Architect. Do not scale the drawings. Drawings shall not be used for construction purposes until issued by the Architect for construction.

coeve design
34A Hamilton Street, Mont Albert Vic 3127
Phone: (03) 9899 6471
Fax: (03) 9899 6515
Email: coeve1@coevedesign.com.au
Web: www.coevedesign.com.au

Project:
32 BROOKS PARADE

Drawing Title:
FOURTH AND FIFTH FLOOR PLANS
BUILDING D

Client: ---

Scale: 1:100, 1:200 @ A1

Issued:

Drawn By:

Revision: 30 SEP 2020

Project No: ---

Drawing No.: DA218-H